
















	Takim conta Gaskets set Pochettes de joints cilindros Cylinders	Silindri kapak contasi Cylinder head gaskets Joint de culasse Zylinderkopf	Emme manifold Contasi Intake Manifold Collect. d'admission Ansaufgänger	Egzos manifold contasi Exhaust manifold Collect. d'échappement Auspuffgänger	Egzos bojaz contasi Exhaust pipe Tuyau d'échappement Auspuffrohr	Supap kapak contasi Rocker cover Cache-culbuteurs Zylinderkopfhaube	Karter Oil pan Carter d'huile Ölwanne	Supap lastigi Valve stem Quaiue de soupape Ventiltrieb	Krank keçest Crankshaft Vielbrequin Kurbelwelle	Su contasi Bomba De Agua Water Pump Pumpe D'eau	SUITABLE TO: ADAPTABLE A: ADAPTABLE A: PASSEND FÜR:
Mot. 4202 D 3320 cc Adaptable a: Tractor 2020 4 Cyl. 98 Ø Mot. 4219 D 3595 cc Tractor 2120 4 Cyl. 102 Ø	S-145 200 ES-145 201 AR79992 RE16920 CS-145 202 RE38558	145 205 R80242 R92425 R59448 119 Ø		145 214 T20006 4x	145 221 R89879 Turbo 145 627 T20141	145 207 R73521	145 206 R97342			145 223 NT-20271	 sandwich klingerit 145 205
Mot. 4219 D 3595 cc Adaptable a: Tractor 1830-2030 4 Cyl. 102 Ø Mot. 4239 D 3920 cc Tractor 2130-1640 1840-2040-2040S Mot.4239 T 3920 cc Tractor 2140 4 Cyl. 106.5 Ø	S-145 200 ES-145 201 AR79992 RE16920 CS-145 202 RE38558	145 205 R80242 R92425 R59448 119 Ø		145 214 T20006 4x	145 221 R89879 Turbo 145 627 T20141	145 207 R73521	145 206 R97342			145 223 NT-20271	 paper 145 206  cork 145 207  paper 145 204
Mot. 4239 D-T 3920 cc Tractor 2850-2650-2650S 4 Cyl. 106.5 Ø	S-145 200 ES-145 201 AR79992 RE16920 CS-145 202 RE38558	145 205 R80242 R92425 R59448 119 Ø		145 214 T20006 4x	145 221 R89879 Turbo 145 627 T20141	145 207 R73521	145 206 R97342			145 223 NT-20271	 paper 145 208  paper 145 109
Mot. 4202D-4219D-4239D-4239T 3320-3595-3920 cc Adaptable a: Tractor Pala oruga Bulldozer JD-450 Pala Ruedas JD-400 Cosechadora 935-940 4 Cyl. 102/106.5 Ø	S-145 200 ES-145 201 AR79992 RE16920 CS-145 202 RE38558	145 205 R80242 R92425 R59448 119 Ø		145 214 T20006 4x	145 221 R89879 Turbo 145 627 T20141	145 207 R73521	145 206 R97342			145 223 NT-20271	 paper 145 223  paper 145 226  sandwich klingerit 4x
Mot. 4276 D Adaptable a: Tractor 340D-435D-440D-448D-450E-455E-510B-550B-550H-555B-2630-2640-6405-6410-6415	S-145 200 ES-145 201 AR79992 RE16920 CS-145 202 RE38558	145 205 R80242 R92425 R59448 119 Ø		145 214 T20006 4x	145 221 R89879 Turbo 145 627 T20141	145 207 R73521	145 206 R97342			145 223 NT-20271	 paper 145 214  paper 145 231  paper 145 234
Mot.4276 T Adaptable a: Tractor 6405 6410-6415	S-145 200 ES-145 201 AR79992 RE16920 CS-145 202 RE38558	145 205 R80242 R92425 R59448 119 Ø		145 214 T20006 4x	145 221 R89879 Turbo 145 627 T20141	145 207 R73521	145 206 R97342			145 223 NT-20271	 paper 145 237  cork 145 239  paper 145 238  cork 145 240  sandwich klingerit 145 627