
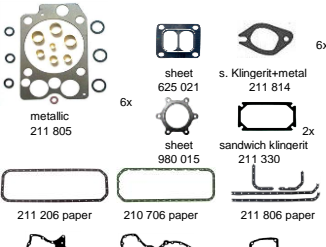
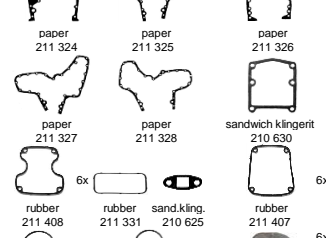
 VOLVO LKWBUSSE MODEL	Takım conta Gaskets set Pochettes de joints Dichtungssätze	Blindir kapak contası Cylinder head gaskets Joint de culasse Zylinderkopf	Emme manifold contası Inake Manifold Collect. d'admission Ansaugstimmer	Egzos manifold contası Exhaust manifold Collect. d'échappement Auspuffcrümmen	Turbin conta takımı Turbine gasket set Pochettes de Joint turbine Turbinendichtungssätze	Supap kapak contası Rocker cover Cache-soubeurs Zylinderkopfhaube	Oil pan Carier d'huile Ölwanne	Supap lastığı Valve stem Queue de soupape Ventilstachel	Krank kepişi Crankshaft Vilebrinqu Kurbelwelle	Gömlek lastığı Cylinder liner Chemise de cylindre Zylinderlaufbochse	SUITABLE TO: ADAPTABLE A: ADAPTABLE B: PASSEND FÜR: 
TD 100 BG bis Mot. 14715- F10 bis Fgsl.25000- TD 100 G, TD 100 GA TD 100 BG ab Mot. 145718- F10 bis Fgsl.25000- N10 bis Fgsl.49000- 6 Cyl. 120,65 Ø	S-211 800 917.060 ES-211 801 +276 035-3 CS-211 802 +276 052-8 276 122-9	211 805 (6x) *** 270789-1 211 705 (6x) 479260-2	211 814 479107-5 6x 211 864-XS 270763 - 279752	625 062-XS 424694-8 6x 625 021 980 015 210 625 210 626	211 407 424694-8 6x 211 408 424693-0 6x 211 467-XS 276 035-3	211 206 479264-4 211 806	210 660 469 456-8 10x25x5 12x NBR	211 351 469 336-2 155x180x15 211 650 29x50x10/7 211 350 85,7x114,3x13	211 871 sealing ring set +211 240 6x +211 241 6x +211 242 6x 211 870 sealing ring set for 1 Cyl. +211 240 +211 241 +211 242 silicon 211 240 133,8x5,7 black 6x 211 241 133,8x5,7 purple 6x 211 242 132,5x2,4 black 6x		
TD 101 F,FA,G,GA TD 102F,FH,FL F10 ab Fgsl.25001- N10 ab Fgsl.49000- bis Fgsl.56883- NL10S 6 Cyl. 120,65 Ø	S-211 800 917.060 ES-211 801 +276 035-3 CS-211 802 +276 052-8 276 122-9	211 805 (6x) *** 270789-1 136 Ø 211 705 (6x) 479260-2	211 814 479107-5 6x	625 062-XS 424694-8 6x 625 021 980 015 210 625 210 626	211 407 424694-8 6x 211 408 424693-0 6x	211 206 479264-4 211 806	210 660 469 456-8 10x25x5 12x NBR	211 351 469 336-2 155x180x15 211 650 29x50x10/7 211 350 424 983-5 85,7x114,3x13	211 873 sealing ring set for 1 Cyl. +211 240 +211 241 +211 242 viton		
THD 101GB,GC,GD,KB, THD 101KC,KD,KE,KF B9M,B10M, C10M B10 R 6 Cyl. 120,65 Ø THD 100EA, THD100EB THD 100 EC,THD 100ED THD 100 EE, 100EK THD102 KF A/D/DA/DB DC/DD/EA/EB/EC 9,6 ltr 133-212 Kw (181-288 PS) B9M,B10 M, B10 R bis Fgsl.11499- 6 Cyl. 120,65 Ø Eccentric set 211 368-XS	S-210 700 917.060 ES-210 701 +276 035-3 CS-210 702 +276 052-8 276 122-9	211 805 (6x) *** 270789-1 136 Ø	211 814 479107-5 6x	625 062-XS 424694-8 6x 625 021 980 015 210 625 210 626	211 407 424694-8 6x 211 408 424693-0 6x	211 206 479264-4 210 706 4124127 424607	210 660 469 456-8 10x25x5 12x NBR	211 650 29x50x10/7 211 351 469 336-2 155x180x15 211 350 424 983-5 85,7x114,3x13	211 230 141,5x146,7x0,1 211 231 141,5x146,7x0,2 211 232 141,5x146,7x0,3 211 233 141,5x146,7x0,4 211 234 141,5x146,7x0,5	