






 VOLVO LKW/BUSSE MODEL	Takim conta Gaskets set Pochettes de joints Dichtungssatze 	Silindir kapak contası Cylinder head gaskets Joint de culasse Zylinderkopf 	Emme manifold Contası Intake Manifold Collect. d'admission Ansaugkrümmer 	Egzos manifold contası Exhaust manifold Collect. d'echappement Auspuffkrümmer 	Egzos boğaz contası Exhaust pipe Tuyau d'echappement Auspuffrohr 	Supap kapak contası Rocker cover Cache-culbuteurs Zylinderkopfhaube 
12,8 FH D13A360 FM D13A400 D13A440 D13A480 D13A520 D13B360 D13B400 D13B440 D13B500 12800 ccm 6Cyl. 131,0 Ø	S-213 400 ES-213 401 21 539 731 CS-213 402 21 545 620	213 405 20 513 037 21 313 537 147 Ø 1,25 mm	287 010 20 805 850 2x Intake-Exhaust set 287 063-XS 85109242 	213 414 20 543 701 6x		213 407 20 538 794 20 538 793
















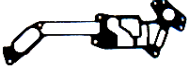













S:Takim-Vollsatz-Full Set-Pochette Complete-Juego Complete

W:FullSet Without CylinderHead Gasket

ES:Üst Takim-Zylinderkopfsatze-Head Sets-Pochette Rodage

CS:Alt Takim-Conversionsatze-Conversion Sets-Pochettes De Complement-Juegos Uplementarios

ES+CS:S

Karter Oil pan Carter d'huile Ölwanne 	Supap lastığı Valve stem Queue de soupape Ventilschaft 	Krank keçesi Crankshaft Vilebrequin Kurbelwelle 	Gömlek lastığı Cylinder liner Chemise de cylindre Zylinderlaufbüchse 	SUITABLE TO: ADAPTABLE A: ADAPTABLE A: PASSEND FÜR:    VOLVO LKW/BUSSE
213 406 20 515 881 213 408 20 541 940	287 060 8x12/15x11 20 864 662 FPM 24x	210 350 1 543 896 180x205x15 AW/BS LD FPM 287 051 21 347 087 136x159x13 AW RD PTFE/ACM		 <p>metallic-rubber 213 405</p>  <p>rubber-steel 213 406</p>  <p>rubber 213 408</p>  <p>rubber 213 407</p>  <p>rubber 213 411</p>  <p>rubber 287 010 2x</p>  <p>6x stainless 213 414</p>  <p>metallic-rubber 213 418</p>  <p>7420 787 167 metallic-rubber 287 037</p>  <p>sand kling-copper 210 326</p>  <p>rubber 287 030</p>  <p>sheet 210 329</p>  <p>2x sandwich klingerit 287 029</p>  <p>rubber 287 032</p>  <p>rubber 287 033</p>  <p>2x with rubber sheet 287 027</p>  <p>7421103569 213 419 NBR</p>  <p>2x rubber 210 335</p> <div style="border: 1px solid black; padding: 5px; display: inline-block;">   7420430678 rubber sheet 287 031 287 031M1 </div>  <p>2x rubber 213 426</p>  <p>2x sandwich klingerit 287 028</p>