





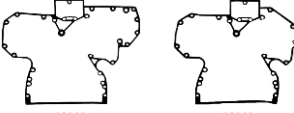














 JOHN DEERE MODEL	Takim conta Gaskets set Pochettes de joints Dichierasätze	Bilindir kapak contası Cylinder head gaskets Joint de culasse Zylinderkopf	Emme manifold Contası Intake Manifold Collect. d'admission Ansaugkörper	Egzos manifold contası Exhaust manifold Collect. d'échappement Auspuffkörper	Egzos bğaz contası Exhaust pipe Tuyau d'échappement Auspuffrohr	Supap kapak contası Rocker cover Cache-culbuteurs Zylinderkopfschabe	Karter Oil pan Carter d'huile Ölwanne	Supap lastığı Valve stem Queue de soupape Ventilschaft	Krank hepesi Crankshaft Vilebrequin Kurbelwelle	Su contası Bomba De Agua Water Pump Pompe D'eau	SUITABLE TO: ADAPTABLE A: PASSEND FÜR:    JOHN DEERE
Power Tech 6068T 6068D 6068H 6,8 Lt 6Cyl.	S-146 200 RE501456 ES-146 201 RE66083 CS-146 202 RE501456	146 205 R116516 Ø 120 mm		145 214 R90658 6x	145 221 R89879 Turbo	146 207 R123543 NBR	145 606 R97344				 <p>sandwich klingerit 146 205</p>  <p>paper 145 606</p>  <p>NBR 146 207</p>  <p>paper 146 204</p> <p>paper 146 210</p>  <p>metallic 145 221</p>  <p>sandwich klingerit 145 214</p>  <p>6x paper 145 224</p>  <p>paper 146 224</p>  <p>paper 146 225</p>  <p>paper 146 226</p>  <p>paper 146 227</p>  <p>paper 146 228</p>  <p>paper 146 229</p>  <p>paper 146 230</p>  <p>paper 146 231</p>  <p>paper 146 232</p>  <p>paper 146 233</p>  <p>sandwich klingerit 146 234</p>