












































MAN MODEL	Takim conta Gaskets set Pochettes de joints Dichtungssätze	Bilindir kapak contası Cylinder head gaskets Zylinderkopf	Emme manifold Contası Intake Manifold Collect. d'admission Ansaufnehmer	Egzos manifold contası Exhaust manifold Collect. d'échappement Ausgussrahmen	Egzos boğaz contası Exhaust pipe Tuyau d'échappement Ausgussrohr	Supap kapak contası Rocker cover Cache-culbuteurs Zylinderkopfhaube	Karter Oil pan Carter d'huile Ölwanne	Supap bastığı Valve stem Queue de soupape Ventilstift	Krank keçesi Crankshaft Vilbreyein Kurbelwelle	Gömek bastığı Cylinder liner Chemise de cylindre Zylinderlaufbochse	SUITABLE TO: ADAPTABLE A: PASSEND FÜR:
D 2066 LUH 07 D 2066 LUH 08 D 2066 LUH 09 D 2066 LUH 11 D 2066 LUH 12 D 2066 LUH 13 D 2066 LUH 14 D 2066 LUH 15 D 2066 LUH 16 D 2066 LUH 17 D 2066 LUH 18 D 2066 LUH 21 D 2066 LUH 22 D 2066 LUH 23 D 2066 LUH 24 D 2066 LUH 26 D 2066 LUH 27 D 2066 LUH 28 D 2066 LUH 32 D 2066 LUH 33 D 2066 LUH 34 D 2066 LUH 41 D 2066 LUH 42 D 2066 LUH 43 D 2066 LUH 46 D 2066 LUH 47 D 2066 LUH 48 D 2066 LUH 28 D 2066 LUH 32 D 2066 LUH 28	S-141 900 51.00900.6738 ES-141 901 51.00900.6739 CS-141 902	140 105 51.039.010.387 121 Ø 1,2 mm	140 114 51.08901.0170 6x 141 914 51.08901.0284 6x	136 707 51.03905.0157 6x 141 907 51.03905.0188	140 106 51.05904.0204	140 160 51.04902.0033 9x15,3/12x10,8 12x 141 960 51.04902.0035 9x12/16x12 12x	140 150 51.01510.6008 100x130x12 PTFE 132 551 51.01510.0206 120x140x13 141 950 51.96501.6002 55x70x8 136 825 120x14.8x21 steel	140 140 sealing ring set 140 141 139.4x3.95 N/MQ (black) 12x 140 143 sealing ring set 140 144 51.9650.10534 139.4x3.95 FKM (black) 12x	MAN Silsol		
10,5 Ltr. 6 Cyl.											 
											  <p>metallic-sheet-rubber 140 105</p> <p>with rubber sheet 141 904</p>    <p>paper 140 106</p> <p>rubber 141 907</p> <p>aluminium-rubber 136 707</p>     <p>with rubber sheet 141 910</p> <p>metallic 141 924</p> <p>with rubber sheet 141 911</p> <p>with rubber sheet 140 120</p>     <p>with rubber sheet 140 111</p> <p>metallic 140 114</p> <p>stainless 141 914</p> <p>stainless 136 823</p>     <p>stainless 141 919</p> <p>sheet 141 915</p> <p>paper 132 522</p> <p>steel 136 825</p>     <p>stainless 141 916</p> <p>stainless 141 917</p> <p>stainless 141 918</p> <p>stainless 140 129</p>     <p>stainless 141 920</p> <p>stainless 141 922</p> <p>stainless 141 923</p> <p>sandwich klingerit 141 934</p>     <p>with rubber sheet 141 925</p> <p>paper 141 926</p> <p>sandwich klingerit 140 137</p> <p>with rubber sheet 140 128</p>     <p>stainless 141 927</p> <p>stainless 141 928</p> <p>stainless 141 929</p> <p>stainless 141 930</p>     <p>stainless 141 931</p> <p>stainless 141 932</p> <p>sandwich klingerit 140 131</p> <p>paper 141 933</p>     <p>aluminium-rubber 141 936</p> <p>paper 141 937</p> <p>with rubber sheet 141 938</p> <p>paper 141 939</p>