





 MAN MODEL	Takım conta Gaskets set Pochettes de joints Dichtungssätze 	Silindir kapak contası Cylinder head gaskets Joint de culasse Zylinderkopf 	Emme manifold Contası Intake Manifold Collect. d'admission Ansaugkrümmer 	Egzos manifold contası Exhaust manifold Collect. d'echappement Auspuffkrümmer 	Egzos boğaz contası Exhaust pipe Tuyau d'echappement Auspuffrohr 	Supap kapak contası Rocker cover Cache-culbuteurs Zylinderkopfaube 
D 2066 LF 01-04 D 2066 LF 06 D 2066 LF 11-14 D 2066 LF 23 D 2066 LF 24 D 2066 LF 31-33 D 2066 LF 35 D 2066 LF 36 10,5 Ltr. 6 Cyl.	S-140 100 51.00900.6680 51.009.006.692 ES-140 101 51.00900.6681 CS-140 102	140 105 51.039.010.387 121 Ø 1,2 mm		140 114 51.08901.0170 6x		140 107 51.03905.0177
D 2066 LFG 01 D 2066 LOH 05 D 2066 LOH 06 D 2066 LOH 07 D 2066 LOH 08 D 2066 LOH 10 D 2066 LOH 11 D 2066 LOH 12 10,5 Ltr. 6 Cyl.	S-140 100 51.00900.6680 51.009.006.692 ES-140 101 51.00900.6681 CS-140 102	140 105 51.039.010.387 121 Ø 1,2 mm		140 114 51.08901.0170 6x		140 107 51.03905.0177
D 2066 LOH 01 D 2066 LOH 02 D 2066 LOH 03 D 2066 LOH 04 10,5 Ltr. 6 Cyl.	S-140 100 51.00900.6680 51.009.006.692 ES-140 101 51.00900.6681 CS-140 102	140 105 51.039.010.387 121 Ø 1,2 mm		140 114 51.08901.0170 6x		140 107 51.03905.0177
D 2066 LUH 07 D 2066 LUH 08 D 2066 LUH 09 D 2066 LUH 11 D 2066 LUH 12 D 2066 LUH 13 D 2066 LUH 14 D 2066 LUH 15 D 2066 LUH 21 D 2066 LUH 22 D 2066 LUH 23 D 2066 LUH 24 10,5 Ltr. 6Cyl.	S-140 100 51.00900.6680 51.009.006.692 ES-140 101 51.00900.6681 CS-140 102	140 105 51.039.010.387 121 Ø 1,2 mm		140 114 51.08901.0170 6x		140 107 51.03905.0177
D 2066 LF 17 D 2066 LF 18 D 2066 LF 19 D 2066 LF 20 D 2066 LF 21 D 2066 LF 22 D 2066 LF 25 D 2066 LF 26 10,5 Ltr. 6Cyl.	S-140 100 51.00900.6680 51.009.006.692 ES-140 101 51.00900.6681 CS-140 102	140 105 51.039.010.387 121 Ø 1,2 mm		140 114 51.08901.0170 6x		133 007 51.03905.0177
























S:Takim-Vollsatz-Full Set-Pochette Complete-Juego Complete

W:FullSet Without CylinderHead Gasket

ES:Üst Takim-Zylinderkopfsätze-Head Sets-Pochette Rodage

CS:Alt Takim-Conversionsätze-Conversion Sets-Pochettes De Complement-Juegos Uplementarios

ES+CS:S

Karter Oil pan Carter d'huile Ölwanne 	Supap lastiği Valve stem Queue de soupape Ventilschaft 	Krank keçesi Crankshaft Vilebrequin Kurbelwelle 	Gömlek lastiği Cylinder liner Chemise de cylindre Zylinderlaufbüchse 	SUITABLE TO: ADAPTABLE A: ADAPTABLE A: PASSEND FÜR:   
140 106 51. 05904. 0204 140 108 51. 05904. 0212	140 160 51. 04902 0033 9x15,3/12x10,8 24x	140 150 51. 01510. 6008 100x130x12 PTFE 132 551 51. 01510. 0206 120x140x13 141 950 51.96501.6002 55x70x8	140 140 sealing ring set 140 141 139,4x3,95 VMQ (black) 12x 140 143 sealing ring set 140 144 51 9650 10534 139,4x3,95 FKM (black) 12x	 metallic-sheet-rubber 140 105
140 106 51. 05904. 0204 140 108 51. 05904. 0212	140 160 51. 04902 0033 9x15,3/12x10,8 24x	140 150 51. 01510. 6008 100x130x12 PTFE 132 551 51. 01510. 0206 120x140x13 141 950 51.96501.6002 55x70x8		 paper 140 106  rubber 140 108
140 106 51. 05904. 0204 140 108 51. 05904. 0212	140 160 51. 04902 0033 9x15,3/12x10,8 24x	140 150 51. 01510. 6008 100x130x12 PTFE 132 551 51. 01510. 0206 120x140x13 141 950 51.96501.6002 55x70x8		 rubber 140 107  stainless 140 112  with rubber sheet 140 111  metallic 140 114
140 106 51. 05904. 0204 140 108 51. 05904. 0212	140 160 51. 04902 0033 9x15,3/12x10,8 24x	140 150 51. 01510. 6008 100x130x12 PTFE 132 551 51. 01510. 0206 120x140x13 141 950 51.96501.6002 55x70x8		 with rubber sheet 140 120  stainless 140 129  sandwich klingerit 140 131  with rubber sheet 140 128  stainless 140 138
140 106 51. 05904. 0204 140 108 51. 05904. 0212	140 160 51. 04902 0033 9x15,3/12x10,8 24x	140 150 51. 01510. 6008 100x130x12 PTFE 132 551 51. 01510. 0206 120x140x13 141 950 51.96501.6002 55x70x8		 stainless 141 919  sandwich klingerit 140 137  stainless 141 929  stainless 141 931