














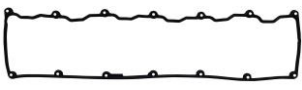




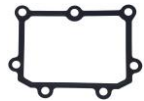
















 MAN MODEL	Takım conta Gaskets set Pochettes de joints Dichtungssatze 	Silindir kapak contası Cylinder head gaskets Joint de culasse Zylinderkopf 	Emme manifold Contası Intake Manifold Collect. d'admission Ansaugkrümmer 	Egzos manifold contası Exhaust manifold Collect. d'echappement Auspuffkrümmer 	Egzos boğaz contası Exhaust pipe Tuyau d'echappement Auspuffrohr 	Supap kapak contası Rocker cover Cache-culbuteurs Zylinderkopfhaube 
TGL 10.250 FC, FLC, FRC,FLRC, FK, FLK, FLRK, FRK TGL 12.250 FC, FLC, FRC, FLRC, FK, FLK, FLRK, FRK TGL 7.250 FC, FLC, FRC, FLRC TGL 8.250 FC, FLC, FLRC, FRC, FK, FK-L FLRK-L- FRK-FRK-L TGM 12.250 FLC, FLLC TGM 13.250 FAEC, FAERC,FALC, FAL, FALRC, FALR- FALK- FALRK, FALK-L FALRK-L- FAL-LF, FALR-LF TGM 15.250 FC, FLC, FLRC, FLLC, FLLRC, FK, FK-L, FLK, FLK-L, FLRK TGM 18.250 FAC, FARC, FAK, FARK, FAK-L, FARK-L, FC, FLC, FLLC, FRC, FLRC, FLLRC, FK, FK-L, FLK, FLK-L, FLRK, FLRK-L, FRK, FRK-L D 0836 LFL 60-63-69 70-71 TGM 15.340-18.340 26.340 FC, FLC, FLRC, FK, FK-L, FLRK, FD, FDR, FDK, HK, TM, FNLC, FNLLC, FNLRC, FDRK-HK, FARK,FAK, D 0836 LFL 62-65-67 68-75-76-77 250 Kw (340 HP) 6871 ccm 6 Cyl.108 Ø	S-141 800 51 00900 6752 51 00900 6731 ES-141 801 51 00900 6685 51 00900 6753 CS-141 802	141 305 51 03901 0379 51 03901 0351 metallic-rubber 109 Ø 3x	141 513 51 08902 0212 6x	141 514 51 08901 0269 3x		141 607 51 03905 0167

Karter Oil pan Carter d'huile Ölwanne 	Supap lastığı Valve stem Queue de soupape Ventilschaft 	Krank keçesi Crankshaft Vilebrequin Kurbelwelle 	Gömlek lastığı Cylinder liner Chemise de cylindre Zylinderlaufbüchse 	SUITABLE TO: ADAPTABLE A: ADAPTABLE A: PASSEND FÜR:   
141 806 51 05904 0221	141 560 51 04902 0034 7x14,4/10,7x9,5 24x	141 350 51 01510 0228 66x90x12 141 351 51 01510 0151 110x130x13 141 550 55x75x10		 <p>3x metallic-rubber 141 305</p>  <p>rubber 141 806</p>  <p>ACM 141 607</p>  <p>with rubber sheet 141 504</p>  <p>with rubber sheet 141 530</p>  <p>paper 141 310</p>  <p>with rubber sheet 141 610</p>  <p>with rubber sheet 141 611</p>  <p>stainless 141 619</p>  <p>with rubber sheet 141 513</p>  <p>6x steel 141 514</p>  <p>3x paper 141 518</p>  <p>51.08901.0114 stainless 141 620</p>  <p>stainless 141 621</p>  <p>stainless 141 622</p>  <p>with rubber sheet 141 523</p>  <p>6x with rubber sheet 141 524</p>  <p>with rubber sheet 141 522</p>  <p>3x sandwich klingerit 140 137</p>  <p>51x46x1,5 mm steel (segment) 141 626</p>  <p>2x with rubber sheet 141 624</p>  <p>rubber 141 625</p>  <p>6x stamp (copper) 14,5x7,65/7x1,47 mm 141 529</p>  <p>paper 141 623</p>