





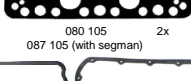























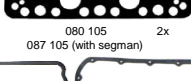























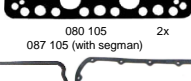




















 IVECO MODEL	Fahm conta Gaskets set Pochettes de joints Dichtringensatz	Blinder kapak contasi Cylinder head gaskets Joint de culasse Zylinderkopf	Emme manifold Contasi Intake Manifold Collect. d'admission Ansaugtrömer	Egros manifold contasi Exhaust manifold Collect. d'échappement Auspufftrömer	Egros bojaz contasi Exhaust pipe Tuyau d'échappement Auspuffrohr	Supap kapak contasi Rocker cover Cache-culbuteurs Zylinderkopfschutz	Karter Oil pan Carter d'huile Ölwanne	Supap lastigi Valve stem Ouave de soupape Ventilschaft	Krank kepesi Crankshaft Vilebreuqan Kurbelwelle	Blinder kapak saplamasi Screw set Pochette de vis Schraubensatz	SUITABLE TO: ADAPTABLE A: ADAPTABLE A: PASSEND FÜR:   
302 BUS - 303 BUS 306 BUS-405-410-411 1955→1966 125.00x145.00 10676 cc Diesel 6 Cyl.	S-025 300 1908052 ES-025 301 1908053 S-029 000 with segman ES-029 001 with segman S-080 100 ES-080 101 S-087 200 ES-087 201 CS-025 302	025 305 4868477 137 Ø 2x 029 005 with segman 134,5 Ø 2x 080 105 extra reinforced 2x 087 205 4868477/K copper 2x	029 013 1905532 2x	025 314 1908027 4x	025 321 2x	025 307 858929 2x 025 331 968684 2x	025 306 1908232				 2x  2x  2x  2x  2x  2x  2x  2x  2x  2x  2x  2x  2x  2x  2x  2x  2x  2x  2x  2x  2x  2x  2x  2x 2x 2x 2x 2x 2x
411 BUS 1966→ 682 N3-682 N4-682 T3 682 T4 1961→1968 690 N1-690N2-690T1 690 T2 130.00x145.00 11548 cc Diesel 6 Cyl.	S-025 300 1908052 ES-025 301 1908053 S-029 000 with segman ES-029 001 with segman S-080 100 ES-080 101 CS-025 302	025 305 4868477 137 Ø 2x 029 005 with segman 134,5 Ø 2x 080 105 extra reinforced 2x	029 013 1905532 2x	025 314 1908027 4x	025 321 2x	025 307 858929 2x 025 331 968684 2x	025 306 1908232				 2x  2x  2x  2x  2x  2x  2x  2x  2x  2x  2x  2x  2x  2x  2x  2x  2x  2x  2x  2x  2x  2x  2x  2x 2x 2x 2x 2x 2x
303 -300 BUS- 306 -306 BUS-310- 412-412 A 1968→ 410 - 410 A 130.00x145.00 11548 cc Diesel 6 Cyl.	S-025 300 1908052 ES-025 301 1908053 S-029 000 with segman ES-029 001 with segman S-080 100 ES-080 101 S-087 100 ES-087 101 CS-025 302	025 305 4868477 137 Ø 2x 029 005 with segman 134,5 Ø 2x 080 105 extra reinforced 2x 087 105 with segman 2x	029 013 1905532 2x	025 314 1908027 4x	025 321 2x	025 307 858929 2x 025 331 968684 2x	025 306 1908232				 2x  2x  2x  2x  2x  2x  2x  2x  2x  2x  2x  2x  2x  2x  2x  2x  2x  2x  2x  2x  2x  2x  2x  2x 2x 2x 2x 2x 2x