





 <b>JOHN DEERE MODEL</b>	Takım conta Gaskets set Pochettes de joints Dichtungssätze 	Silindir kapak contası Cylinder head gaskets Joint de culasse Zylinderkopf 	Emme manifold Contası Intake Manifold Collect. d'admission Ansaugkrümmer 	Egzos manifold contası Exhaust manifold Collect. d'echappement Auspuffkrümmer 	Egzos boğaz contası Exhaust pipe Tuyau d'echappement Auspuffrohr 	Supap kapak contası Rocker cover Cache-culbuteurs Zylinderkopfhaube 
<b>Series 300</b> 3120-3040 3140-3640 4040-4040S 3050-3350 3650 6410-6415 <b>6303D</b> <b>6329D</b> <b>6359-T</b>  <b>6Cyl. Ø 102-106,5</b>	<b>S-145 600</b> <b>ES-145 601</b> RE38852 RE16924 <b>CS-145 602</b> RE16925 AR71994 AR97786	<b>145 605</b> R92426 R59449 R80243 Ø 119 mm		<b>145 214</b> R90658 6x	<b>145 221</b> R89879 Turbo <b>145 627</b> T20141	<b>145 607</b> T20467
<b>Series 300</b> 5395-5880 cc 960-970 3630-730 950-975 <b>6303D</b> <b>6329D</b> <b>6359-T</b>  <b>6 Cyl. Ø 106,5</b>	<b>S-145 600</b> <b>ES-145 601</b> RE38852 RE16924 <b>CS-145 602</b> RE16925 AR71994 AR97786	<b>145 605</b> R92426 R59449 R80243 Ø 119 mm		<b>145 214</b> R90658 6x	<b>145 221</b> R89879 Turbo <b>145 627</b> T20141	<b>145 607</b> T20467



































S:Takım-Vollsatz-Full Set-Pochette Complete-Juego Complete

W:FullSet Without CylinderHead Gasket

ES:Üst Takım-Zylinderkopfsätze-Head Sets-Pochette Rodage

CS:Alt Takım-Conversionsätze-Conversion Sets-Pochettes De Complement-Juegos Uplementarios

ES+CS:S

Karter Oil pan Carter d'huile Ölwanne 	Supap lastığı Valve stem Queue de soupape Ventilschaft 	Krank keçesi Crankshaft Vilebrequin Kurbelwelle 	Su contası Bomba De Agua Water Pump Pompe D'eau 	SUITABLE TO: ADAPTABLE A: ADAPTABLE A: PASSEND FÜR:    <b>JOHN DEERE</b>
<b>145 606</b> R97344				 <p>sandwich klingerit 145 605</p>  <p>paper 145 606</p>  <p>cork 145 607</p>
<b>145 606</b> R97344				 <p>paper 145 204</p>  <p>paper 145 004</p>  <p>paper 145 008</p>  <p>paper 145 223</p>  <p>paper 145 626</p>  <p>paper 025 532</p>  <p>metallic 145 221</p>  <p>paper 145 226</p>  <p>paper 145 238</p>  <p>6x sandwich klingerit 145 214</p>  <p>paper 145 224</p>  <p>paper 145 229</p>  <p>2x paper 145 230</p>  <p>paper 145 235</p>  <p>paper 145 237</p>  <p>paper 145 234</p>  <p>paper 145 227</p>  <p>paper 145 232</p>  <p>paper 145 233</p>  <p>paper 145 228</p>  <p>paper 145 231</p>  <p>49x49x3 cork 145 239</p>  <p>40x40x3 cork 145 240</p>  <p>sandwich klingerit 145 627</p>