






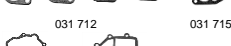

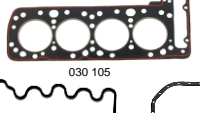



















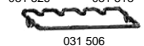
















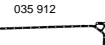

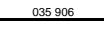
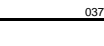






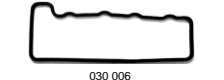






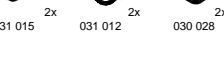

































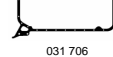










 MERCEDES-BENZ MODEL	Takim conta Gaskets set Pochettes de joints Dichtungssätze	Stilndr kapak contaşu Cylinder head gaskets Joint de culasse Zylinderkopf	Emme manifold Contaşu Intake Manifold Collect. d'admission Ansaugkrümmer	Egsoos manifold contaşu Exhaust manifold Collect. d'échappement Auspuffkrümmer	Egsoos boğaz contaşu Exhaust pipe Tuyau d'échappement Auspuffrohr	Suppa kapak contaşu Rocker cover Cache-culbuteurs Zylinderkopfhaube	Karter Oil pan Carter d'huile Ölwanne	Suppa lastığı Valve stem Queue de soupape Ventilschaft	Krank kepeşi Crankshaft Vielrequis Kurbelwelle	Stilndr kapak saplaması Screw set Pochette de vis Schraubensatz	SUITABLE TO: ADAPTABLE A: ADAPTABLE A: PASSEND FÜR:
	   MERCEDES-BENZ										
190 D M.B. 601.911 1997 cc bis. Mot. 0-028239← bis. Mot. 2-003360← 190 D 2.2 USA M.B. 601.921 2197 cc bis. Mot. 0-001766← bis. Mot. 2-004599← 53 Kw (72 PS) 4 Cyl. 87 Ø	S-031 700 ES-031 701 601 010 46 20 CS-031 702 601 010 48 05	031 705 601 016 37 20 88 Ø	031 712 601 141 11 80	031 711 601 142 02 80		031 707 601 016 07 21	031 706 611 014 02 22	031 560 102 053 16 58 4x 031 561 000 053 35 58 4x	031 751 120 997 03 46 45x67x8 031 750 017 997 74 47 93x114x13		 030 705 89 Ø  031 705 87 Ø  031 707  031 711  031 712  031 713  030 105  030 106  030 110  030 023  030 010  030 012  030 013  030 018  030 020  030 021
200 D M.B. 615.913 b.Mot.-0-308432← b.Mot.-2-000608← ab 101967→ 4 Cyl. 87 Ø Diesel	S-030 100 ES-030 101 CS-030 102	030 105 615 016 21 20	030 110 615 142 05 80	←	030 023	030 106 615 016 00 80	030 007 616 014 01 22	030 150 000 053 22 58 8x	030 050 009 997 45 47 45x74,5x12/13,6 030 051 001 997 12 41 78x94x8		
220 D M.B. 615.912 bis.Mot.-0-379190← bis.Mot.-2-041191← 4 Cyl. 87 Ø Diesel	S-030 100 ES-030 101 CS-030 102	030 105 615 016 21 20	030 110 615 142 05 80	←	030 023	030 106 615 016 00 80	030 007 616 014 01 22	030 150 000 053 22 58 8x	030 050 009 997 45 47 45x74,5x12/13,6 030 051 001 997 12 41 78x94x8		
L 206 D L 206 DG L 306 D, L 306 DG M.B. 615.917 bis.Mot.-0-088976← M.B. 615.937 bis.Mot.-014165← M.B. 615.939 bis.Mot.-002972← 44 Kw (60 PS) 4 Cyl. 87 Ø Diesel	S-030 100 ES-030 101 CS-030 102	030 105 615 016 21 20	030 110 615 142 05 80	←	030 023	030 106 615 016 00 80	030 007 616 014 01 22	030 150 000 053 22 58 8x	030 050 009 997 45 47 45x74,5x12/13,6 030 051 001 997 12 41 78x94x8		
V 230 TD (638) M.B.601.970 (D23 LA) 2300 cc 72 Kw/98 Ps Turbodiesel 4 Cyl. 89 Ø	S-030 700 ES-030 701 601 010 57 20 CS-031 702 601 010 48 05	030 705 601 016 46 20 90 Ø	031 712 601 141 11 80	031 711 601 142 02 80		031 707 601 016 07 21	031 706 611 014 02 22	031 560 102 053 16 58 4x 031 561 000 053 35 58 4x	031 751 120 997 03 46 45x67x8 031 750 017 997 74 47 93x114x13		
110 D Vito (638) M.B. 601.970 (D23 LA) 2300 cc 72 Kw/98 Ps Turbodiesel 4 Cyl. 89 Ø	S-030 700 ES-030 701 601 010 57 20 CS-031 702 601 010 48 05	030 705 601 016 46 20 90 Ø	031 712 601 141 11 80	031 711 601 142 02 80		031 707 601 016 07 21	031 706 611 014 02 22	031 560 102 053 16 58 4x 031 561 000 053 35 58 4x	031 751 120 997 03 46 45x67x8 031 750 017 997 74 47 93x114x13		

 MERCEDES-BENZ MODEL	Fakem conta Gaskets set Pochettes de joints Dichtungssätze	Slindir kapak conta Cylinder head gaskets Joint de culasse Zylinderkopf	Emme manifold Conta Intake Manifold Collect. d'admission Ansaugröhrer	Egoss manifold conta Exhaust manifold Collect. d'échappement Auspuffröhrer	Egros boğaz conta Exhaust pipe Tuyau d'échappement Auspuffrohr	Sıppak kapak conta Rocker cover Cache-culbuteurs Zylinderkopfabdeckung	Karter Oil pan Carter d'huile Ölwanne	Sıppak bastığı Valve stem Queue de soupape Ventilschaft	Krank keçesi Crankshaft Vilebrequin Kurbelwelle	Slindir kapak saplaması Screw set Pochette de vis Schraubensatz	SUITABLE TO: ADAPTABLE A: PASSEND FÜR:   
190 E 1.8 (W 201) M.B. 102.910/919 77/80 Kw (105/109PS) 90 Kw (122PS) 1797-1997 cc 4 Cyl. 89 Ø	S-037 200 ES-037 201 102 010 61 41 CS-037 202 102 010 34 05	031 605 102 016 23 20	031 613 102 141 27 80 031 517 102 141 34 80 037 213	031 614 102 142 14 80 3/4x 031 516 102 142 15 80	031 518 123 493 03 80	031 506 102 016 12 21 031 607 102 016 11 21	031 507 102 014 07 22	031 560 4x 102 053 16 58 9x17,2/11,5x11 031 561 4x 102 053 03 58 9x17,2/11,5x11	031 751 120 997 03 46 45x67x8 031 750 017 997 74 47 93x114x13		 <p>031 605</p>  <p>031 505</p>  <p>031 507</p>  <p>031 526</p>  <p>031 513</p>  <p>031 607</p>  <p>031 506</p>  <p>031 517</p>  <p>037 213 aluminium-silicon</p>  <p>031 613</p>  <p>031 514</p>  <p>031 515</p>  <p>031 512</p>  <p>031 612</p>  <p>031 516</p>  <p>031 518</p>  <p>031 527</p>  <p>037 224</p>  <p>037 225</p>  <p>037 226</p>  <p>037 227</p>  <p>037 805</p>  <p>035 913</p>  <p>035 912</p>  <p>035 914</p>  <p>035 906</p>  <p>037 822</p>
190 (W 201) M.B. 102.921 norm. V. M.B. 102.938 nied. V. 1997 cc 63/66 Kw (85/90 PS) 75/77 Kw (102/105 PS) 4 Cyl. 89 Ø	S-037 300 ES-037 301 CS-037 302	031 605 102 016 23 20	031 613 102 141 27 80 031 517 102 141 34 80 037 213	031 514 102 142 14 80 4x	031 518 123 493 03 80	031 506 102 016 12 21 031 607 102 016 11 21	031 507 102 014 07 22	031 560 4x 102 053 16 58 9x17,2/11,5x11 031 561 4x 102 053 03 58 9x17,2/11,5x11	037 350 009 997 35 47 45x67x12/13 037 551 010 997 82 47 93x117x12		
190 E 2.3 (W 201) M.B. 102.980-982-985 87/100Kw(125/132/136PS) 230 G,GE/4X4 M.B. 102.958-981-987- 989-997-998 G 230 (461,463) M.B.102.979-989-996 79-92 Kw(108-125 PS) 2300 cc 4 Cyl. 95,5 Ø	S-031 500 ES-031 501 CS-031 502	031 505 102 016 24 20	031 613 102 141 27 80 031 517 102 141 34 80 037 213	031 514 102 142 14 80 3/4x 031 516 102 142 15 80		031 506 102 016 12 21 031 607 102 016 11 21	031 507 102 014 07 22	031 560 4x 102 053 16 58 9x17,2/11,5x11 031 561 4x 102 053 03 58 9x17,2/11,5x11	031 751 120 997 03 46 45x67x8 031 750 017 997 74 47 93x114x13 037 350 009 997 35 47 45x67x12/13		
200,200 T (W 123,124) 200 E,C.E,TE M.B.102.920 norm. V. M.B.102.939 nied. V. M.B.102.965,102.963 1997-2000 cc 74/80Kw(100/109 PS) 4 Cyl. 89 Ø	S-037 300 ES-037 301 CS-037 302	031 605 102 016 23 20	031 613 102 141 27 80 031 517 102 141 34 80 037 213	031 514 102 142 14 80 4x	031 518 123 493 03 80	031 506 102 016 12 21 031 607 102 016 11 21	031 507 102 014 07 22	031 560 4x 102 053 16 58 9x17,2/11,5x11 031 561 4x 102 053 03 58 9x17,2/11,5x11	037 350 009 997 35 47 45x67x12/13 037 551 010 997 82 47 93x117x12 031 750 017 997 74 47 93x114x13		
210, 310, 410 M.B.102.942 bis.Mot.-0-008804← bis.Mot.-2-000614← O 309 B, L410,510 M.B.102.943 bis.Mot.-0-000876← bis.Mot.-2-000074← 2299 cc 70 Kw (95 PS) 4 Cyl. 95,5 Ø	S-031 500 ES-031 501 CS-031 502	031 505 102 016 24 20	031 613 102 141 27 80 031 517 102 141 34 80 037 213	031 514 102 142 14 80 4x		031 506 102 016 12 21	031 507 102 014 07 22	031 560 4x 102 053 16 58 9x17,2/11,5x11 031 561 4x 102 053 03 58 9x17,2/11,5x11	037 350 009 997 35 47 45x67x12/13 037 551 010 997 82 47 93x117x12		
190 E 2.6 (W 201) 260 E (W 124) 260 E 4 Matic 260 SE (W 126) M.B.103.940→943 2599 cc 118/122Kw(160/166PS) ab 1986→1993 6 Cyl. 82,9 Ø		037 805 103 016 18 20	035 913 103 141 11 80	035 914 103 142 14 80 Cyl. 1-5 (5x) 035 912 103 142 13 80 Cyl. 6 (1x)							












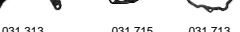



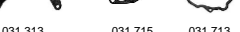

 MERCEDES-BENZ MODEL	Takım conta Gaskets set Pochettes de joints Dichtungssätze	Silindir kapak contası Cylinder head gaskets Joint de culasse Zylinderkopf	Emme manifold Contası Intake Manifold Collect. d'admission Ansaugkrümmer	Egose manifold contası Exhaust manifold Collect. d'échappement Auspuffkrümmer	Egose boğaz contası Exhaust pipe Tuyau d'échappement Auspuffrohr	Supap kapak contası Rocker cover Cache-culbuteurs Zylinderkopfhaube	Karter Oil pan Carter d'huile Ölwanne	Supap lastığı Valve stem Queue de soupape Ventilschaft	Koak Keçesi Crankshaft Vilebrequin Kurbelwelle	Silindir kapak saplaması Screw set Pochette de vis Schraubensatz	SUITABLE TO: ADAPTABLE A: ADAPTABLE A: PASSEND FÜR:	  MERCEDES - BENZ
	190 B M.B. 121.920 59 Kw (80 PS) norm.V.8.5.1 6/1959→8/1961 190 SL M.B. 121.921 norm.V.8.5.1 bis 7/1961→ 4 Cyl. 85 Ø		031 905 121 016 40 20 90 Ø	030 022 115 142 07 80						030 050 009 997 45 47 45x74,5x12/13,6 030 051 001 997 12 41 78x94x8		 031 905
190 C - 190 SL M.B. 121.924,926 59 Kw (80 PS) 1961→1965 200 B M.B. 121.940 norm.V.9.0.1 bis 2/1968→ 4 Cyl. 85 Ø	S-031 900 ES-031 901 121 010 93 21 CS-031 902	031 905 121 016 40 20 90 Ø	030 022 115 142 07 80		031 921 110 492 04 80		031 906 121 014 09 22		030 050 009 997 45 47 45x74,5x12/13,6 030 051 001 997 12 41 78x94x8		 030 305	
200 B - 220 B M.B. 115.923/926 M.B. 115.938/939 10/1967→1980 M.B. 115.920-924 10/1967→1973 O 309 B - L 408 G M.B. 115.921/927→929 55/62 Kw (75/85 PS) ab 1968→ 4 Cyl. 87 Ø	S-030 000 ES-030 001 CS-030 002	030 005 115 016 40 20 115 016 38 20	030 022 115 142 07 80		031 921 110 492 04 80	030 006 115 016 01 80	030 007 616 014 01 22	030 060 000 053 08 58 9x14/12,2x12,7 4x PTFE 030 061 000 053 31 58 10x16/12,5x12,5 4x FPM A	030 050 009 997 45 47 45x74,5x12/13,6 030 051 001 997 12 41 78x94x8		 030 005	
230 4 M.B. 115.951 8/1973→12/1976 230, 230 C/T M.B. 115.954 230 G/4x4 M.B. 115.973/974 66/75Kw (90/102PS)	S-030 300 ES-030 301 CS-030 302	030 305 115 016 39 20 115 016 37 20	030 022 115 142 07 80		031 921 110 492 04 80 110 492 05 80	030 006 115 016 01 80	030 007 616 014 01 22	030 060 000 053 08 58 9x14/12,2x12,7 4x PTFE 030 061 000 053 31 58 10x16/12,5x12,5 4x FPM A	030 050 009 997 45 47 45x74,5x12/13,6 030 051 001 997 12 41 78x94x8		 030 006	
208, 308 M.B. 115.955/972 62 Kw (84 PS) ab 1977→ 4 Cyl. 93,75 Ø	S-030 300 ES-030 301 CS-030 302	030 305 115 016 39 20 115 016 37 20	030 022 115 142 07 80		031 921 110 492 04 80 110 492 05 80	030 006 115 016 01 80	030 007 616 014 01 22	030 060 000 053 08 58 9x14/12,2x12,7 4x PTFE 030 061 000 053 31 58 10x16/12,5x12,5 4x FPM A	030 050 009 997 45 47 45x74,5x12/13,6 030 051 001 997 12 41 78x94x8		 030 022  031 921  030 027  030 017	
L 309 B, O 309 B L 408 G, L 408 M.B. 115.952/970/971 2300 cc 4 Cyl. 93,75 Ø	S-030 300 ES-030 301 CS-030 302	030 305 115 016 39 20 115 016 37 20	030 022 115 142 07 80		031 921 110 492 04 80 110 492 05 80	030 006 115 016 01 80	030 007 616 014 01 22	030 060 000 053 08 58 9x14/12,2x12,7 4x PTFE 030 061 000 053 31 58 10x16/12,5x12,5 4x FPM A	030 050 009 997 45 47 45x74,5x12/13,6 030 051 001 997 12 41 78x94x8		 030 022  030 026  030 020  031 015  030 434  030 433  030 021  030 018  031 012  030 028	


















S:Takım-Vollsatz-Full Set-Pochette Complete-Juego Complete
 W:FullSet Without CylinderHead Gasket
 ES:Üst Takım-Zylinderkopfsätze-Head Sets-Pochette Rodage
 CS:Alt Takım-Conversionsätze-Conversion Sets-Pochettes De Complement-Juegos Uplmentarios
 ES+CS











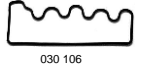
 MERCEDES-BENZ MODEL	Takim conta Gaskets set Pochettes de joints Dichtungssätze 	Silindir kapak contaşu Cylindrer head gaskets Joint de culasse Zylinderkopf 	Emme manifold Contaşu Intake Manifold Collect. d'admission Ansaugkrümmer 	Egos manifold contaşu Exhaust manifold Collect. d'échappement Auspuffkrümmer 	Egros boğaz contaşu Exhaust pipe Tuyau d'échappement Auspuffrohr 	Supap kapak contaşu Rocker cover Cache-culbuteurs Zylinderkopfhaube 	karter Oil pan Carter d'huile Ölwanne 	Supap lastığı Valve stem Queue de soupape Ventilschaft 	Krank kepeşi Crankshaft Vilebrequin Kurbelwelle 	Silindir kapak saplaması Screw set Pochette de vis Schraubensatz 	SUITABLE TO: ADAPTABLE A: ADAPTABLE A: PASSEND FÜR:   MERCEDES - BENZ
C 180 (W203) M.B. 111.951 95 Kw / 129 Ps 2000 cc 4V 4 Cyl. 89,9 Ø	ES-031 101	031 105 111 016 26 20 sandwich klingeriti 91Ø	030 913 111 141 07 80	030 914 111 142 05 80 rustproof		031 107 111 016 02 21 031 123 111 016 07 21 4x	031 706 611 014 02 22				 031 105  031 706  030 914  030 913  rubber 031 122  031 107  4x metal+ rubber 031 123
200 E, CE, TE (W 124) 10/1992-06/1993 E 200 (W124) 6/1993-→ M.B. 111.940 C 200, C 200 T (W202) CLK 200 (C 208) M.B.111.941-945 100 Kw/136 Ps 2000 cc 4V 4 Cyl. 89,9 Ø	ES-031 101	031 105 111 016 26 20 sandwich klingeriti 91Ø	030 913 111 141 07 80	030 914 111 142 05 80 rustproof		031 107 111 016 02 21 031 123 111 016 07 21 4x	031 706 611 014 02 22				
C 200 Kompresor (W202) C200 T Kompresor(T202) CLK200 Kompresor(C208) M.B. 111.944 132 Kw/180 Ps 141 Kw/192 Ps C 200 Kompresor (W203) Sportcoupe M.B. 111.955 CLK 200 Kompresor (W208) M.B. 111.956 120 Kw/163 Ps 2000 cc 4V 4 Cyl. 89,9 Ø	ES-031 101	031 105 111 016 26 20 sandwich klingeriti 91Ø	030 913 111 141 07 80	030 914 111 142 05 80 rustproof		031 107 111 016 02 21 031 123 111 016 07 21 4x	031 706 611 014 02 22				
E200, E200 T (W210) M.B. 111.942 100 Kw/136 Ps E 200 Kompresor (W210) E 200 T Kompresor (T210) M.B. 111.947 137 Kw/186 Ps E 200 Kompresor (W210) M.B. 111.957 120 Kw/163 Ps SLK 200 (R170) M.B. 111.946 100 Kw/136 Ps SLK200 Kompresor(R170) M.B. 111.943-958 141 Kw/192 Ps 120 Kw/163 Ps V 200 (638) M.B. 111.948 220 E, CE, TE (W124) E220 (W124) M.B. 111.960 C 220 (W 202) C 220 USA (W202) M.B. 111.961-961 USA 113 Vito (638) M.B. 111.948-950 95 Kw/129 Ps 2000 cc 4V 4 Cyl. 89,9 Ø	ES-031 101	031 105 111 016 26 20 sandwich klingeriti 91Ø	030 913 111 141 07 80	030 914 111 142 05 80 rustproof		031 107 111 016 02 21 031 123 111 016 07 21 4x	031 706 611 014 02 22				


































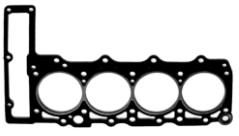

 MERCEDES-BENZ MODEL	Takım conta	Silindir kapak conta	Emme manifold Conta	Egsoz manifold conta	Egsoz bogaç conta	Supap kapak conta	Karter	Supap lastığı	Krank keçesi	Silindir kapak saplaması	SUITABLE TO: ADAPTABLE A: ADAPTABLE A: PASSEND FÜR:
	Gaskets set Pochettes de joints Dichtungssätze	Cylinder head gaskets Joint de culasse Zylinderkopf	Intake Manifold Collect. d'admission Ansaugrührer	Exhaust manifold Collect. d'échappement Auspuffrührer	Exhaust pipe Tuyau d'échappement Auspuffrohr	Rocker cover Cache-culbuteurs Zylinderkopfhaube	Oil pan Carter d'huile Ölwanne	Valve stem Queue de soupape Ventilschaft	Crankshaft Vilebrequin Kurbelwelle	Screw set Pochette de vis Schraubensatz	  MERCEDES - BENZ
E 230 (W 210) E 230 T (T 210) M.B. 111.970 C 230, C 230 T (W 202) M.B. 111.974 ML 230 (W 163) M.B. 111.977 2300 cc 4V 110 Kw / 150 Ps 4 Cyl. 90,9 Ø		030 805 111 016 28 20	030 913 111 141 07 80	030 914 111 142 05 80							 030 805  030 905  032 705  031 706  038 006  030 913  030 914  032 714  rubber 032 713  FPM 032 724  rubber 032 723  rubber 032 722  rubber 031 107  metal+ rubber 031 123
V230 Viona (638) M.B.111.978/980 114 Vito (638) M.B. 111.978 214, 314, 414 Sprinter (901, 902, 903) T1N E23 M.B. 111.979/984 105 Kw / 143 Ps 2300 cc 4V 4 Cyl. 90,9 Ø		030 805 111 016 28 20	030 913 111 141 07 80	030 914 111 142 05 80							
MB 100 K (661) M.B. 161.971 2300 cc 4V 4 Cyl. 90,9 Ø		030 805 111 016 28 20	030 913 111 141 07 80	030 914 111 142 05 80							
C 180, C 180 T (W 202) M.B. 111.920 90 Kw (122 Ps) 1800 cc 4 Cyl. 85,3	ES-030 901	030 905 111 016 24 20	030 913 111 141 07 80	030 914 111 142 05 80	031 107 111 016 02 21 031 123 111 016 07 21 6x	031 706 611 014 02 22					
C 180, C 180 T (W 202) M.B. 111.921 90 Kw (122 Ps) 1800 cc 4 Cyl. 85,3		030 905 111 016 24 20		030 914 111 142 05 80	031 107 111 016 02 21 031 123 111 016 07 21 6x						
C 280 (W 202) E 280 (W 210) S 280 (W 140) 300 SE 2,8 (W 140) M.B. 104.941-944-945 142 Kw / 193 Ps 5/1993→5/2000 280 E, TE (W 124) 10/1992→6/1993 E 280 (W 124) 6/1993→ M.B. 104.942 145 Kw / 197 Ps 2800 cc 300 SE / SEL 3.2 (W 140) M.B. 104.990 170 Kw / 231 Ps 3200 cc C 36 AMG (W 202) M.B. 104.941 206 Kw / 280 Ps 3600 cc 6 Cyl. 89,9 Ø	ES-032 701	032 705 104 016 28 20	032 713 104 141 10 80 6x	032 714 104 142 07 80 2x	032 707 104 010 21 30 032 722 6x 032 723 2x	038 006 606 014 00 22					





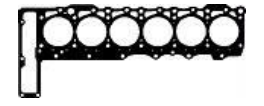

S:Takım-Vollsatz-Full Set-Pochette Complete-Juego Completo
 W:FullSet Without CylinderHead Gasket
 ES:Üst Takım-Zylinderkopfsätze-Head Sets-Pochette Rodage
 CS:Alt Takım-Conversionsätze-Conversion Sets-Pochettes De Complement-Juegos Uplmentarios
 ES+CS

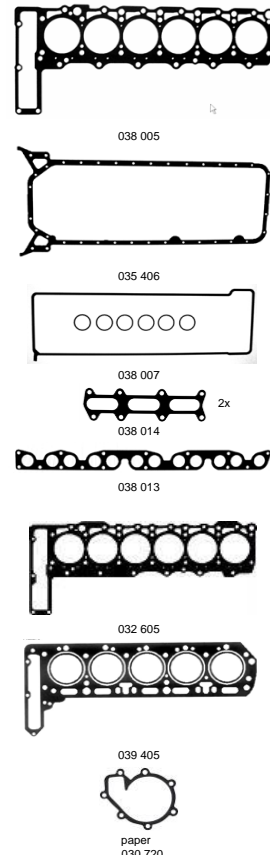
 MERCEDES-BENZ MODEL	Fakm conta Gaskets set Pochettes de joints Dichtungssätze	Stilndir kapak contasa Cylinder head gaskets Joint de culasse Zylinderkopf	Emme manifold Contasa Intake Manifold Collect. d'admission Ansaugkrümmer	Egros manifold contasa Exhaust manifold Collect. d'échappement Auspuffkrümmer	Egros bolgas contasa Exhaust pipe Tuyau d'échappement Auspuffrohr	Bupap kapak contasa Rocker cover Cache-culbuteurs Zylinderkopfhaube	Karter Oil pan Carter d'huile Ölwanne	Suppa lastigi Valve stem Ouvou de soupape Ventiltrieb	Krask kepepi Crankshaft Vilbrequih Kurbelwelle	Stilndir kapak saplamasa Screw set Pochette de vis Schraubensatz	SUITABLE TO: ADAPTABLE A: ADAPTABLE A: PASSEND FÜR:
	  MERCEDES - BENZ										
190 D 2.5 (W 201) M.B. 602.911 Diesel 190 D 2.5 (W 201) M.B. 602.961 Diesel 2500 cc 66/90 Kw (90/122PS) ab 6/1985 → 5 Cyl. 87 Ø	S-031 300 ES-031 301 CS-031 302	031 305 602 016 31 20 88 Ø (1,74mm) 037 405 602 016 34 20 88,5 Ø (1,97mm)	031 312 602 141 08 80	031 308 602 142 00 80		031 307 602 016 02 21	031 306 612 014 01 22	031 560 102 053 16 58 5x 031 761 000 053 35 58 5x	031 751 120 997 03 46 45x67x8 031 750 017 997 74 47 93x114x13		 031 305 037 405
250 D, 250 TD (W 124) M.B. 602.912 250 D/TD (W 124) M.B. 602.962 Turbo-Diesel 250 GD / 4x4 M.B. 602.930/931/938/939 2500 cc 65 Kw (90 PS) 3/1985 → 6/1993 5 Cyl. 87 Ø	S-031 300 ES-031 301 CS-031 302	031 305 602 016 31 20 88 Ø (1,74mm) 037 405 602 016 34 20 88,5 Ø (1,97mm)	031 312 602 141 08 80	031 308 602 142 00 80		031 307 602 016 02 21	031 306 612 014 01 22	031 560 102 053 16 58 5x 031 761 000 053 35 58 5x	031 751 120 997 03 46 45x67x8 031 750 017 997 74 47 93x114x13		 031 305 037 405
O 405 GTZ Industrie M.B. 602.990,993 2500 cc 63/93Kw(86/126PS) 5 Cyl. 87 Ø Diesel	S-031 300 ES-031 301 CS-031 302	031 305 602 016 31 20 88 Ø (1,74mm) 037 405 602 016 34 20 88,5 Ø (1,97mm)	031 312 602 141 08 80	031 308 602 142 00 80		031 307 602 016 02 21	031 306 612 014 01 22	031 560 102 053 16 58 5x 031 761 000 053 35 58 5x	031 751 120 997 03 46 45x67x8 031 750 017 997 74 47 93x114x13		 031 306  031 307  031 716
G 290 Diesel ab9/1983 → M.B. 602.942/946/947 70/72Kw(95/98 PS) Diesel MB 100 K M.B. 602.911 Diesel 5 Cyl. 89 Ø	S-037 500 ES-037 501 CS-037 502	037 505 602 016 35 20 90 Ø (1,84mm) 037 605 602 016 38 20 90,5 Ø (2,0mm)	031 312 602 141 08 80	031 308 602 142 00 80		037 507 602 016 03 21	031 306 612 014 01 22	031 560 102 053 16 58 5x 031 761 000 053 35 58 5x	031 751 120 997 03 46 45x67x8 031 750 017 997 74 47 93x114x13		 037 507  031 312  031 308
210 D, 310 D, 410 D M.B. 602.940 70 Kw (95 PS) Diesel 5 Cyl. 89 Ø	S-037 500 ES-037 501 CS-037 502	037 505 602 016 35 20 90 Ø (1,84mm) 037 605 602 016 38 20 90,5 Ø (2,0mm)	031 312 602 141 08 80	031 308 602 142 00 80		037 507 602 016 03 21	031 306 612 014 01 22	031 560 102 053 16 58 5x 031 761 000 053 35 58 5x	031 751 120 997 03 46 45x67x8 031 750 017 997 74 47 93x114x13		 031 310  031 312  031 308
O 405 GTZ M.B. 602.994 2500 cc Diesel 72 Kw (98 PS) 5 Cyl. 89 Ø	S-037 500 ES-037 501 CS-037 502	037 505 602 016 35 20 90 Ø (1,84mm) 037 605 602 016 38 20 90,5 Ø (2,0mm)	031 312 602 141 08 80	031 308 602 142 00 80		037 507 602 016 03 21	031 306 612 014 01 22	031 560 102 053 16 58 5x 031 761 000 053 35 58 5x	031 751 120 997 03 46 45x67x8 031 750 017 997 74 47 93x114x13		 031 313  031 715  031 713
U nlmog U 90 108,100 U 100 408,215 OM 602 M.B. 602.941,948 65/71 Kw (88/97 PS) Diesel 5 Cyl. 89 Ø	S-037 500 ES-037 501 CS-037 502	037 505 602 016 35 20 90 Ø (1,84mm) 037 605 602 016 38 20 90,5 Ø (2,0mm)	031 312 602 141 08 80	031 308 602 142 00 80		037 507 602 016 03 21	031 306 612 014 01 22	031 560 102 053 16 58 5x 031 761 000 053 35 58 5x	031 751 120 997 03 46 45x67x8 031 750 017 997 74 47 93x114x13		






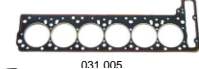
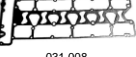
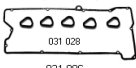


























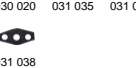







 MERCEDES-BENZ MODEL	Takım conta Gaskets set Pochettes de jointes Dichtungssätze	Silindri kapak conta Cylinder head gaskets Joint de culasse Zylinderkopf	Emme manifold conta Intake Manifold Collect. d'admission Ansaugröhrer	Egros manifold conta Exhaust manifold Collect. d'échappement Auspuffröhrer	Egros boğaz conta Exhaust pipe Tuyau d'échappement Auspuffrohr	Supap kapak conta Rocker cover Cache-culbuteurs Zylinderkopfsäube	Kurter Oil pan Carter d'huile Ölwanne	Supap testiği Valve stem Queue de soupape Ventilschaft	Krank kaçesi Crankshaft Vilebrequin Kurbelwelle	Silindri kapak saplaması Screw set Pochette de vis Schraubensatz	SUITABLE TO: ADAPTABLE A: ADAPTABLE A: PASSEND FÜR:    MERCEDES - BENZ
200 - 220 D M.B. 615.912.913 ab Mot. 0-308433-0-379191→ ab Mot. 2-008608-2-041192→ 40/44Kw (55/60 PS) Diesel 4 Cyl. 87 Ø	S-037 700 ES-037 701 CS-037 702	037 705 615 016 20 20	030 110 615 142 05 80			030 106 615 016 00 80	030 007 616 014 01 22	030 150 000 053 22 58 8x	030 050 009 997 45 47 45x74,5x12/13,6 030 051 001 997 12 41 78x94x8		
L 206 D, DG, L 207 D L 306 D, DG L 307 D M.B. 615.917.937.939.944 L 309D, O 309D, L 406 DG M.B. 615.938 40/44Kw (55/60 PS) 4 Cyl. 87 Ø Diesel	S-037 700 ES-037 701 CS-037 702	037 705 615 016 20 20	030 110 615 142 05 80			030 106 615 016 00 80	030 007 616 014 01 22	030 150 000 053 22 58 8x	030 050 009 997 45 47 45x74,5x12/13,6 030 051 001 997 12 41 78x94x8		 037 705  030 007 030 106  030 110
300 E, CE, TE (W 124) M.B. 103.980/983 300 E/TE 4 Matic M.B. 103.985 E 300 (W 124) M.B. 103.983/985 300 SE, SEL (W 126) M.B. 103.981 300 SL (M.B. 103.982.984) 300 GE / 4x4 G 300 (103.987) 3000 cc 132/138Kw (180/188PS) 6 Cyl. 88,5 Ø		035 905 103 016 19 20 103 016 21 20 90,2 Ø	035 913 103 141 11 80	035 914 103 142 14 80 Cyl. 1-5 (5x) 035 912 103 142 13 80 Cyl. 6 (1x)			035 906 103 014 04 22				 034 405
250 M.B. 114.920 norm. V 3,0-1 bis Mot.0-016312- bis Mot.2-013672- Mot.017001→018060 7/1967→ 6 Cyl. 82 Ø		034 405 114 016 15 20									 037 905  035 905  035 913 035 912 035 914
											 035 906  035 907  6x rubber 035 922












 MERCEDES-BENZ MODEL	Takim conta Gaskets set Pochettes de joints Dichtungssätze	Stilindr kapak contaşu Cylinder head gaskets Joint de culasse Zylinderkopf	Emme manifold Contaşu Intake Manifold Collect. d'admission Ansaugkrümmer	Egros manifold contaşu Exhaust manifold Collect. d'échappement Auspuffkrümmer	Egros boğez contaşu Exhaust pipe Tuyau d'échappement Auspuffrohr	Supap kapak contaşu Rocker cover Cache-culbuteurs Zylinderkopfhaube	Karter Oil pan Carter d'huile Ölwanne	Supap lastığı Valve stem Queue de soupape Ventilschaft	Krank kepeşu Crankshaft Vilebrequin Kurbelwelle	Stilindr kapak saplaması Screw set Pochette de vis Schraubensatz	SUTABLE TO: ADAPTABLE A: ADAPTABLE A: PASSEND FÜR:    MERCEDES - BENZ
230E M.B. 180.954 norm.V.9,0.1 Benzin ab Mot. 0-026371 → ab Mot. 2-013238 → M.B. 180.955 nied.V.7,7.1 Benzin ab Mot. 0-000855 → ab Mot. 2-000167 → 8/1973 → 12/1976 6 Cyl. 84 Ø	S-030 400 ES-030 401 CS-030 402	030 405 180 016 49 20	030 410 123 142 01 80	030 421	030 406 123 016 00 21	030 407 617 014 01 80	030 060 000 053 08 58 Ex 030 061 000 053 31 58 6x	030 051 001 997 12 41 78x94x8 030 450 008 997 05 47 45x67/72x12/13			 030 405  031 805
250, 250 T M.B. 123.920,921 norm./nied. V. 95/103 Kw (129/140PS) 4/1976 → 12/1985 6 Cyl. 86 Ø	S-031 800 ES-031 801 CS-031 802	031 805 123 016 05 20	030 410 123 142 01 80	030 421	030 406 123 016 00 21	030 407 617 014 01 80	030 060 000 053 08 58 Ex PTFE 031 061 11x13,6/16x12 6x	030 051 001 997 12 41 78x94x8 030 450 008 997 05 47 45x67/72x12/13			 030 406
240 D, 240 TD M.B. 616.916,912 240 GD / 4x4 M.B. 616.936,938,940 48/53Kw (65-72PS) Diesel 4 Cyl. 90,9 Ø	S-030 500 ES-030 501 CS-030 502	030 505 616 016 20 20	030 110 615 142 05 80	030 023	030 106 615 016 00 80	030 007 616 014 01 22	030 150 000 053 22 58 6x	030 050 009 997 45 47 45x74,5x12/13,6 030 051 001 997 12 41 78x94x8			 030 406
MB 100 D MB 120 D MB 140 D M.B. 616.963 56Kw (76 PS) Diesel 4 Cyl. 90,9 Ø	S-030 500 ES-030 501 CS-030 502	030 505 616 016 20 20	030 110 615 142 05 80	030 023	030 106 615 016 00 80	030 150 000 053 22 58 6x	030 050 009 997 45 47 45x74,5x12/13,6 030 051 001 997 12 41 78x94x8				 030 406
207 D, 307 D, 407 D, 507 D L48 D6, 0 389 D M.B. 616.910,913,914 617,934,937,939 48/53Kw (65/72 PS) 2400 cc Diesel ab 1977 → 4 Cyl. 90,9 Ø	S-030 500 ES-030 501 CS-030 502	030 505 616 016 20 20	030 110 615 142 05 80	030 023	030 106 615 016 00 80	030 007 616 014 01 22	030 150 000 053 22 58 6x	030 050 009 997 45 47 45x74,5x12/13,6 030 051 001 997 12 41 78x94x8			 030 505  030 106






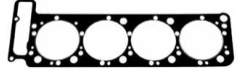

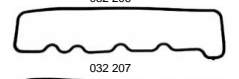














 MERCEDES-BENZ MODELE	Takım conta Gaskets set Pochettes de joints Dichtungssätze	Silindir kapak contası Cylinder head gaskets Joite de culasse Zylinderkopf	Emme manifold Contası Intake Manifold Collect. d'admission Ansaugkrümmer	Egzos manifold contası Exhaust manifold Collect. d'echappement Auspuffkrümmer	Egzos boğaz contası Exhaust pipe Tuyau d'echappement Auspuffrohr	Supap kapak contası Rocker cover Cache-culbuteurs Zylinderkopfhaube	Karter Oil pan Carter d'huile Ölwanne	Supap lastığı Valve stem Queue de soupape Ventilschaft	Kruvak keçesi Crankshaft Vilebrequin Kurbelkeile	Silindir kapak caplaması Screw set Pochette de vis Schraubensatz	SUITABLE TO: ADAPTABLE A ADAPTABLE A PASSEND FÜR  
240 D 3.0 (W 115) M.B.617.910 9/1974→10/1976 3000 cc 59 Kw (80 PS) 5 Cyl. 90,9 Ø	S-032 000 ES-032 001 CS-032 002	032 005 617 016 08 20	032 013 617 142 07 80	030 023 110 492 04 80 110 492 05 80	032 006 617 016 01 80	032 007 616 014 01 22	030 150 000 053 22 58 10x	030 050 009 997 45 47 45x74,5x12/13,6 030 051 001 997 12 41 78x94x8		 032 005  032 006  032 007  030 023  030 011  030 010  030 017  030 013  032 009  030 014  030 019  030 012  030 018  030 020  030 021 030 051	
300 D.CD, TD (W123) M.B.617.912 ab 1/1976→ 300 GD 14x4 M.B. 617.931.932 3000 cc 59/65 Kw(80/88PS) 5 Cyl. 90,9 Ø Diesel	S-032 000 ES-032 001 CS-032 002	032 005 617 016 08 20	032 013 617 142 07 80	030 023 110 492 04 80 110 492 05 80	032 006 617 016 01 80	032 007 616 014 01 22	030 150 000 053 22 58 10x	030 050 009 997 45 47 45x74,5x12/13,6 030 051 001 997 12 41 78x94x8		 032 005  032 006  032 007  030 023  030 011  030 010  030 017  030 013  032 009  030 014  030 019  030 012  030 018  030 020  030 021 030 051	
C 250 Diesel (W 202) M.B.605.910 83Kw (113 PS) ab 1995→ 2500 cc 5 Cyl. 87 Ø		034 705 605 016 04 20	034 714 605 142 00 80			031 306 612 014 01 22		031 751 120 997 03 46 45x67x8 031 750 017 997 74 47 63x114x13		 033 905	
C220 D (202) M.B.604.910 10 bis Mot. 031329 10 bis Mot. 031330 12 bis Mot. 006455 12 bis Mot. 006456 70 Kw (95 Ps) E220 D (210) M.B.604.912 2200 cc Diesel 4 Cyl. 89 Ø		033 905 604 016 04 20 90 Ø								Engine oil cooler gasket  6421880480 - 6421880580 metallic-rubber 039 018	
OM629.910-911-912 OM642.820-822-824 826-830-832-834-835 OM642.850-853-861 862-870-884-896-940 OM642.960 Diesel SRINTER 3-T VAN PLATFORM, CHASSIS SRINTER 3,5-T VAN SPRINTER 2500-3500 3,0L 2987 cc V6 Turbocharged DOHC GLE-GLS-GLC-GLC COUPE (C292) E CLASS (W211) (S211) 225 Kw/306 HP 2019-2020-2021											

 MERCEDES-BENZ MODEL	Fakem conta Gaskets set Pochettes de joints Dichtungssätze	Silindir kapak contası Cylinder head gaskets Joint de culasse Zylinderkopf	Emme manifold Contası Intake Manifold Collect. d'admission Ansaugkrümmer	Egzos manifold contası Exhaust manifold Collect. d'échappement Auspuffkrümmer	Egzos boğaz contası Exhaust pipe Tuyau d'échappement Auspuffrohr	Süpürge kapak contası Rocker cover Cache-culbuteurs Zylinderkopflaube	Kartar Oil pan Carter d'huile Ölwanne	Süpürge lastığı Valve stem Queue de soupape Ventilschaft	Krank keçesi Crankshaft Vilebrequin Kurbelwelle	Silindir kapak saptırması Screw set Pochette de vis Schraubensatz	SUITABLE TO: ADAPTABLE A ADAPTABLE A PASSEND FÜR
E 300 24 V M.B.606.910 2996 cc 6 Cyl. Diesel 87 Ø	S-038 000 ES-038 001 CS-038 002	038 005 87,5 Ø	038 013 606 141 00 80	038 014 606 142 03 80		038 007 606 016 04 21	035 406 606 014 00 22		031 751 120 997 03 46 45x67x8 031 750 017 997 74 47 93x114x13		
E 300 24V M.B. 606.910 E 300 24V M.B. 606.912 2996 cc 6 Cyl. Diesel 87 Ø		038 005 87,5 Ø	038 013 606 141 00 80						031 751 120 997 03 46 45x67x8 031 750 017 997 74 47 93x114x13		
E300 TURBO DIESEL (W202) M.B. 606.962 OMI 606 D30LA 130 KW (177PS) 3,0 LTR 6Cyl. 87 Ø		032 605 87 Ø									
E290 TD (210) 2,9 LTR 129 PS (95 KW) M.B.602		039 405									
SPRINTER OM601-602 Water pump gasket											
























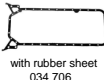
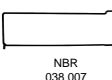














 MERCEDES-BENZ MODEL	Takım conta Gaskets set Pochettes de joints 	Silindri kapak contasu Cylinder head gaskets Joint de culasse Zylinderkopf	Emme manifold Contasu Intake Manifold Collect. d'admission Ansaugkrümmer	Egzes manifold contasu Exhaust manifold Collect. d'échappement Auspuffkrümmer	Egzes boğaz contasu Exhaust pipe Tuyau d'échappement Auspuffrohr	Supap kapak contasu Rocker cover Cache-culbuteurs Zylinderkopfhaube	Karter Oil pan Carter d'huile Ölwanne	Supap lastığı Valve stem Queue de soupape Ventilschaft	Krank keçesi Crankshaft Vilebrequin Kurbelwelle	Silindri kapak saplamosu Screw set Pochette de vis Schraubensatz	SUITABLE TO: ADAPTABLE A:    ADAPTABLE A: PASSEND FÜR: MERCEDES - BENZ
280 E,TE,C,CE,S,SE,SEL,SL,SLC M.B.110.921→924,926,931 932,981→983,991→994 M.B.110.984 bis Mot.-0-010931← -2-037716← M.B.110.985 bis Mot.-0-007946← -2-038036← M.B.110.986 bis Mot.-0-001600← -2-003627← 280 GE / 4x4 M.B.110.994 107-130Kw(145-185PS) 6 Cyl. 86 Ø	S-031 000 ES-031 001 CS-031 002	031 005 110 016 23 20 110 016 24 20	031 025 110 141 13 80 M.B.110.984,985, 986,994 031 026 110 141 12 80 M.B.110.921-924 926,931,932,981, 982,983,991, 992,993	031 014 110 142 03 80 6x	030 421 6x	031 006 110 016 09 21 031 008 110 016 06 80 031 028 110 016 03 21 110 016 07 21 5x	031 007 617 014 01 80	031 060 8x12,4x12,5 PTFE 6x 031 061 11x13,6/16x12 PTFE 6x	031 050 008 997 05 47 45x67/72x12/13		 031 005  031 008  031 028  031 006  031 007  031 026  031 027  031 025  031 016  031 024  030 020  031 038
280 E, TE, C, CE, S, SE SEL, SL, SLC M.B.110.987,988,989,990 M.B.110.984 ab Mot.-0-010932→ -2-037717→ M.B.110.985 ab Mot.-0-007977→ -2-038037→ M.B.110.986 ab Mot.-0-001601→ -2-003628→ 136 Kw (185 PS) 6 Cyl. 86 Ø	S-031 000 ES-031 001 CS-031 002	031 005 110 016 23 20 110 016 24 20	031 027 110 141 01 80	031 014 110 142 03 80 6x	030 421 6x	031 006 110 016 09 21 031 008 110 016 06 80 031 028 110 016 03 21 110 016 07 21 5x	031 007 617 014 01 80		031 050 008 997 05 47 45x67/72x12/13 030 051 001 997 12 41 78x94x8		 031 004  031 003  031 034  031 017  031 023  031 020  031 022  031 011  031 010  031 012  031 015  031 014  031 035  031 036  031 037
300 D, TD (W 124) M.B.603.912 300 D 4 Matic M.B.603.913 80 Kw (109 PS) 1/1/1984→6/1/1993 300 D/TD Turbo Diesel 1985→6/1/1993 E 300 Turbo-Diesel ab 7/1993 M.B.603.950,960,961→963 300 GD/4x4 10/1989→8/1993 G 300 Diesel ab9/1993→ M.B.603.931 105 Kw (143PS) 3000 cc 6 Cyl. 87 Ø Diesel		035 405 603 016 32 20 88 Ø					035 406 603 014 08 22				 031 025  031 021  031 011  031 010  031 012  031 015  031 014  031 035  031 036  031 037















 MERCEDES-BENZ MODEL	Takım conta Gaskets set Pochettes de joints Dichtungssatz	Silindir kapak contas Cylinder head gaskets Joint de culasse Zylinderkopf	Emme manifold Contas Intake Manifold Collect. d'admission Ansaugkrümmer	Egese manifold contas Exhaust manifold Collect. d'échappement Auspuffkrümmer	Egese bogac contas Exhaust pipe Tuyau d'échappement Auspuffrohr	Supap kapak contas Rocker cover Cache-culbuteurs Zylinderkopfhaube	Carter Oil pan Carter d'huile Ölwanne	Supap lastığı Valve stem Queue de soupape Ventilschaft	Krank keçesi Crankshaft Wälzregain Kurbelweits	Silindir kapak aspasmas Screw set Pochette de vis Schraubensatz	ESTABLE TO: ADAPTABLE A: ADAPTABLE A: PASSEND FÜR:   
300 E-CE-TE24 M.B.104.980 W 124 162Kw(220 Ps) 300 SL-24 M.B.104.981 R129 170Kw(231Ps) 01/1991-→ 3,0 l 162Kw(220 Ps) 6 Cyl. 88,5 Ø		035 405 603 016 32 20 88 Ø	032 113 104 141 05 80	032 114 104 142 07 80 2x		035 907 rubber	035 406 603 014 08 22				 035 405  035 406  035 907  032 113  2x  6x 032 114 rubber 035 922  sandwich klingerit 038 205
3,4 Ltr. Turbodiesel 110 Kw 3449 ccm Mot. OM 603.971 S 350 Turbodiesel (W 140) 01/1993 - 10/1998 6Cyl. 89,0 Ø		038 205 603 016 37 20 90 Ø									














 MERCEDES-BENZ MODEL	Takim conta	Silindri kapak conta	Emme manifold Contas	Egros manifold contas	Egros bidge contas	Sopap kapak contas	Karter	Sopap testigi	Krank keyasi	Silindri kapak saplamasi	BUTABLE TO: ADAPTABLE A: PASSEND FÜR:
	Gaskets set Pochettes de joints Dichtungsätze	Cylinder head gaskets Joint de culasse Zylinderkopf	Intake Manifold Collect. d'admission Ansaugkrümmer	Exhaust manifold Collect. d'échappement Auspuffkrümmer	Exhaust pipe Tuyau d'échappement Auspuffrohr	Rocker cover Cache-culbuteurs Zylinderkopfschabe	Oil pan Carter d'huile Ölwanne	Valve stem Queue de soupape Ventilschaft	Crankshaft Vilebrequin Kurbelwelle	Screw set Pochette de vis Schraubensatz	  
450 SLC 5.0 500 S.L.C. M.B.117.960 bis Mot.003776→ 5025 cc 117Kw (240 Ps) V-Mot. 8 Cyl. 4/1978→8/1981 8 Cyl. 97 Ø	S-032 200 ES-032 201 117 010 39 41 Left ES-032 301 117 010 40 41 V-Mot. 8 Cyl. CS-032 202 117 010 39 06	032 205 117 016 12 20 117 016 14 20 98,7 Ø Left 032 305 117 016 13 20 117 016 15 20 98,7 Ø Right	032 213 117 141 28 80 Left 032 313 117 141 29 80 Right	032 214 117 142 05 80 8x		032 207 116 016 13 21 Left 032 307 116 016 14 21 Right	032 206 117 014 03 22	032 260 116 053 00 58 16x	031 751 120 997 03 46 45x67x8 032 250 116 997 02 46 100x124x13	 032 305  032 205  032 206  032 207  032 307  032 413  032 513  032 313  032 213  032 230  032 214  032 227 (2x)  032 229  032 222  032 223  032 224  032 225  032 228	
500 SE,SEL M.B.117.961 bis Mot.012995→ V-Mot. 8 Cyl. 4973 cc 117KW (240 Ps) 1/1980→8/1981 8 Cyl. 96,5 Ø	S-032 200 ES-032 201 117 010 39 41 Left ES-032 301 117 010 40 41 Right CS-032 202 117 010 39 06	032 205 117 016 12 20 117 016 14 20 98,7 Ø Left 032 305 117 016 13 20 117 016 15 20 98,7 Ø Right	032 213 117 141 28 80 Left 032 313 117 141 29 80 Right	032 214 117 142 05 80 8x		032 207 116 016 13 21 Left 032 307 116 016 14 21 Right	032 206 117 014 03 22	032 260 116 053 00 58 16x	031 751 120 997 03 46 45x67x8 032 250 116 997 02 46 100x124x13		
500 S.L.S.L.C M.B.117.960 ab Mot. 003777→ 4/1980→8/1981 500 SE,SEL M.B.117.961 ab Mot. 012996→ 1/1980→8/1981 500 SL M.B.117.962 9/1981→8/1985 G 500 M.B. 117.965 V-Mot. 8 Cyl. 4973 cc 164/180/170Kw (223/231/245Ps) 8 Cyl. 96,5 Ø	S-032 400 ES-032 401 117 010 41 41 Left ES-032 501 117 010 42 41 Right CS-032 202 117 010 39 06	032 205 117 016 12 20 117 016 14 20 98,7 Ø Left 032 305 117 016 13 20 117 016 15 20 98,7 Ø Right	032 413 117 141 24 80 2x 032 513 117 141 25 80 2x Right	032 214 117 142 05 80 8x		032 207 116 016 13 21 Left 032 307 116 016 14 21 Right	032 206 117 014 03 22	032 260 116 053 00 58 16x	031 751 120 997 03 46 45x67x8 032 250 116 997 02 46 100x124x13		
560 SE, SEL, SEC, SL M.B.117.967/966 V-Mot. 8 Cyl. 5547 cc 178/200/220Kw (242/272/300Ps) ab 9/1985→ 8 Cyl. 96,5 Ø	S-032 400 ES-032 401 117 010 41 41 Left ES-032 501 117 010 42 41 Right CS-032 202 117 010 39 06	032 205 117 016 12 20 117 016 14 20 98,7 Ø Left 032 305 117 016 13 20 117 016 15 20 98,7 Ø Right	032 413 117 141 24 80 2x Left 032 513 117 141 25 80 2x Right	032 214 117 142 05 80 8x		032 207 116 016 13 21 Left 032 307 116 016 14 21 Right	032 206 117 014 03 22	031 751 120 997 03 46 45x67x8 032 250 116 997 02 46 100x124x13			












S:Takim-Vollsatz-Full Set-Pochette Complete-Juego Complete
 W:FullSet Without CylinderHead Gasket
 ES:Üst Takim-Zylinderkopfsätze-Head Sets-Pochette Rodage
 CS:Alt Takim-Conversionsätze-Conversion Sets-Pochettes De Complement-Juegos Uplernentarios
 ES+CS


















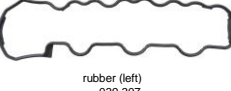





 MERCEDES-BENZ MODEL	Takim conta Gaskets set Pochettes de joints Dichtungssatz	Silindir kapak contas Cylinder head gaskets Joint de culasse Zylinderkopf	Emme manifold Contas Intake Manifold Collect. d'admission Ansaugröhrer	Egese manifold contas Exhaust manifold Collect. d'échappement Auspuffröhrer	Egese bogas contas Exhaust pipe Tuyau d'échappement Auspuffrohr	Supap kapak contas Rocker cover Cache-culbuteurs Zylinderkopfhaube	Carter Oil pan Carter d'huile Ölwanne	Supap lastığı Valve stem Queue de soupape Ventilschaft	Krank keçesi Crankshaft Wälstreifen Kurbelwellen	Silindir kapak sapsaması Screw set Pochette de vis Schraubensatz	SUBTABLE TO: ADAPTABLE A: ADAPTABLE B: PASSEND FÜR:  MERCEDES - BENZ  
2.2 Ltr. CDI 4Cyl. 2148 ccm Mot. OM 611.960; OM 611.961 Cyl. 88,0 Ø C 200 CDI (W 202) C 200 T CDI (S 202) C 220 CDI (W 202) E 200 CDI (W 210) E 220 CDI (W 210) E 220 T CDI (S 210) 4Cyl. 88,0 Ø	S-038 300 ES-038 301 611 010 45 20 CS-038 302 611 010 06 05 S-038 400 ES-038 401 611 010 45 20 CS-038 302 611 010 06 05 S-038 500 ES-038 501 611 010 45 20 CS-038 302 611 010 06 05 S-038 600 ES-038 601 611 010 45 20 CS-038 302 611 010 06 05	038 305 646 016 05 20 88,8 Ø 1,2 mm 038 405 646 016 06 20 88,8 Ø 1,4 mm 038 505 646 016 14 20 89,3 Ø 1,2 mm 038 605 646 016 15 20 89,3 Ø 1,4 mm	038 313 611 142 07 80	038 314 611 141 01 80			038 306 646 014 01 22		038 350 611 010 02 14 SLP-LD PTFE 93x136/167x16 031 751 021 997 76 47 ASW PTFE/ACM 45x67x6	 multilayer gasket (three sheets) coated with PTFE 038 305  with rubber sheet 038 306  stainless 038 313  paper-sheet 038 314  611 201 02 80 with rubber sheet 038 310  silicon 038 326  611 010 02 14 PTFE 038 350  rubber 038 325  27x13,7x16 rubber 038 328  paper-sheet 038 327  rubber 038 319	









 MERCEDES-BENZ MODEL	Takim conta Gaskets set Pochettes de joints Dichtungssätze	Silindir kapak contas Cylinder head gaskets Joint de culasse Zylinderkopf	Emme manifold Contas Intake Manifold Collect. d'admission Ansaugröhrer	Egosa manifold contas Exhaust manifold Collect. d'échappement Auspuffröhrer	Egosa bogas contas Exhaust pipe Tuyau d'échappement Auspuffrohr	Supap kapak contas Rocker cover Cache-culbutiers Zylinderkopfsaube	Carter Oil pan Carter d'huile Ölwanne	Supap lastığı Valve stem Queue de soupape Ventilschaft	Krank keçesi Crankshaft Vilebrequin Kurbelwelle	Silindir kapak aşınması Screw set Pochette de vis Schraubensatz	SUBTABLE TO: ADAPTABLE A: ADAPTABLE B: PASSEND FÜR:   
2.5 Ltr. Diesel S Cyl. 2497 ccm 83 Kw Mot. OM 605. 910; OM 605. 911 Cyl. 87 Ø C 250 D (W 202) 05/1993 → 05/2000 E 250 D (W 124) 07/1993 → 06/1995 E 250 T D (S 124) 06/1993 → 06/1996	S-034 700 ES-034 701 CS-034 702 605 010 12 20 605 010 06 05	034 705 605 016 04 20 87,8 Ø 1,80 mm		034 714 605 142 00 80		038 007 605 016 02 21 035 922 5X 606 016 02 21	034 706 612 014 01 22		031 750 017 997 74 47 ASW LD FPM 93x114x13 031 751 120 997 03 46 ASW RD FPM 45x67x6		 sandwich klingerit 034 705  multilayer gasket (three sheets) coated with PTFE 605 016 07 20 038 905 multilayer gasket (three sheets) coated with PTFE 605 016 09 20 039 005  with rubber sheet 034 706  NBR 038 007  metallic 034 714  metallic 038 914  with rubber sheet 034 710  paper 031 715  606 201 01 80 paper 034 709  paper 034 718  x5 VMO 035 922 606 016 02 21  sandwich klingerit 038 805
2.5 Ltr. Diesel S Cyl. 2497 ccm 83 Kw Mot. OM 605. 910; OM 605. 911 Cyl. 87 Ø C 250 D (W 202) 05/1993 05/2000 E 250 D (W 124) 07/1993 06/1995 E 250 T D (S 124) 06/1993 06/1996	S-038 900 ES-038 901 605 010 06 20 CS-034 702 605 010 06 05 S-039 000 ES-039 001 605 010 06 20 CS-034 702 605 010 06 05	038 905 87,8 Ø 1,65 mm 605 016 07 20 039 005 87,8 Ø 1,85 mm 605 016 09 20		034 714 605 142 00 80							
2.5 Ltr. Diesel Turbodiesel S Cyl. 2497 ccm 110 Kw Mot. OM 605. 960; OM 605. 962 Cyl. 87 Ø C 250 T Turbodiesel (S 202) 06/1996 03/2001 C 250 T Turbodiesel (W 202) 10/1995 05/2000 E 250 T Turbodiesel (S 210) 06/1997 07/1999 E 250 T Turbodiesel (W 210) 06/1997 07/1999	ES-039 001 CS-034 702 605 010 06 05 ES-039 101 CS-034 702 605 010 06 05	038 905 87,8 Ø 1,65 mm 605 016 07 20 039 005 87,8 Ø 1,85 mm 605 016 09 20		038 914 605 142 02 80							 with rubber sheet 034 710  paper 031 715  606 201 01 80 paper 034 709  paper 034 718  x5 VMO 035 922 606 016 02 21  sandwich klingerit 038 805

 MERCEDES-BENZ MODEL	Takim conta Gaskets set Pochettes de joints Dichtungssatz	Silindir kapak contas Cylinder head gaskets Joint de culasse Zylinderkopf	Emme manifold Contas Intake Manifold Collect. d'admission Ansaugröhrer	Egosa manifold contas Exhaust manifold Collect. d'échappement Auspuffröhrer	Egosa bogas contas Exhaust pipe Tuyau d'échappement Auspuffrohr	Supap kapak contas Rocker cover Cache-culbuteurs Zylinderkopfhaube	Carter Oil pan Carter d'huile Ölwanne	Supap lastığı Valve stem Queue de soupape Ventilschaft	Krank keçesi Crankshaft Wälstreich Kurbelwelle	Silindir kapak aspasmas Screw set Pochette de vis Schraubensatz	SUITABLE TO: ADAPTABLE A: PASSEND FÜR:   
2.2 Ltr. Diesel 4 Cyl. 2155 ccm 55/70 Kw Mot. OM 604.910 OM 912 cyl.89.0 Ø C 200 TD (S202) 06/1996 → 09/1998 E220 D (W202) 08/1993 → 05/2000 C 220 TD (S202) 06/1996 → 03/2001 E220 D (W210) 06/1995 → 03/2002	S-033 900 ES-033 901 604 010 06 20 CS-033 902 604 010 08 05	033 905 1.80 MM 604 016 04 20 039 205 2 mm 604 016 05 20		039 014 604 142 02 80		035 922 4X 606 016 02 21	038 306 606 014 01 22		031 750 017 997 74 47 ASW LD FPM 93x114x13 031 751 120 997 03 46 ASW RD FPM 45x67x6	 sandwich klingerit 033 905  sandwich klingerit 039 014  with rubber sheet 038 306  with rubber sheet 034 710  paper 034 718  paper 031 715  606 201 01 80 paper 034 709  4x VMQ 035 922  sandwich klingerit 038 514  with rubber sheet 039 113	
3,5 Ltr M 116.980, 981 M 116.982, 983 M 116.984, 985 280 SE (108) 280 SE (111) 300 SEL (109) 350 SE (116) 350 SL (107) 350 SLC (107) 143-147 Kw (195-200 PS) 143-151 Kw (194-205 PS) S-Class, Coupe Petrol Coupe Petrol Saloon 1989- 1990 1990-1991 3499-3500 ccm 6Cyl. 92 Ø				038 514 116 142 04 60 116 142 02 80							
C-CLASS COUPE (CL203) CLK CONVERTIBLE (A207) E-CLASS (W211), (W212) GLK-CLASS (X204) SPRINTER 3.5-T BUS (B906) SPRINTER 3-T VAN (B906) SPRINTER 4.6 VAN (B906) SPRINTER 5-T CHASIS M 272.911-920-921-922 M 272.940-941-942-943 M 272.963-964-965-966 M 272.970-971-972-973 M 272.979-980-988-991 Petrol Engine 2496-3498 ccm 6Cyl.			039 113 2721412080 2721412280 13211700 450597P								

 MERCEDES-BENZ MODEL	Takim conta Gaskets set Pochettes de joints Dichtungssatz	Silindri kapak conta Cylinder head gaskets Joint de culasse Zylinderkopf	Emme manifold Contas Intake Manifold Collect. d'admission Ansaugröhrer	Egosa manifold contas Exhaust manifold Collect. d'echappement Auspuffröhrer	Egosa bogas contas Exhaust pipe Tuyau d'echappement Auspuffrohr	Supap kapak contas Rocker cover Cache-culbuteurs Zylinderkopfsaube	Carter Oil pan Carter d'huile Ölwanne	Supap lastigi Valve stem Queue de soupape Ventilschaft	Kravk lececi Crankshaft Wälzrequis Kurbelwelle	Silindri kapak aspiemas Screw set Pochette de vis Schraubensatz	SUBTABLE TO: ADAPTABLE A: ADAPTABLE B: PASSENGER FOR:   
3.0 Ltr. Diesel 6 Cyl. 2996 ccm 100 Kw Mot. OM 606.910; OM 912 cyl.87.0 Ø E 300 D (W124) 07/1993 → 06/1995 E300 TD (S124) 06/1993 → 06/1996 E 300 D (W210) 06/1995 → 06/1997 3.0 Ltr. Turbodiesel 130 Kw Mot. OM 606.961 / 962 / 964 E 300 Turbodiesel (S210) 12/1996 → 07/1999 G 300 Turbodiesel (W463) 08/1996 → ES 300 Turbodiesel (W140) 05/1996 → 10/1998	S-039 100 ES-039 101 606 010 46 20 CS-039 102 606 010 13 05	039 105 606 016 03 20 87,8 Ø 1,65 MM 039 305 606 016 05 20 87,8 Ø 1,85 MM	038 013 606 141 01 80	038 014 606 142 03 80			035 406 606 014 00 22		031 750 017 997 74 47 ASW LD FPM 93x114x13 031 751 120 997 03 46 ASW RD FPM 45x67x6	 multilayer gasket (three sheets) coated with PTFE 039 105  paper 035 406  with rubber sheet 038 013  2x  with rubber sheet 034 710  with rubber sheet 039 110  metallic 038 014 paper 031 715  606 201 01 80 paper 034 709  paper 034 718	
OM 605D25LA, M.B.605.960 Cyl. 87,8 Ø		038 905 605 016 07 20 87,8 Ø 1,65 mm									

 MERCEDES-BENZ MODEL	Takim conta Gaskets set Pochettes de joints Dichtungssatz	Silindir kapak contas Cylinder head gaskets Joint de culasse Zylinderkopf	Emme manifold Contas Intake Manifold Collect. d'admission Ansaugkrümmer	Egece manifold contas Exhaust manifold Collect. d'echappement Auspuffkrümmer	Egece bogaç contas Exhaust pipe Tuyau d'echappement Auspuffrohr	Supap kapak contas Rocker cover Cache-culbuteurs Zylinderkopfhaube	Carter Oil pan Carter d'huile Ölwanne	Supap lastığı Valve stem Queue de soupape Ventilschaft	Krank keçesi Crankshaft Wälzring Kurbelwellen	Silindir kapak aspasına Screw set Pochette de vis Schraubensatz	SUBTABLE TO: ADAPTABLE A: ADAPTABLE B: PASSENGER FOR:   
ML280-320-350 CDI (V6) BLUETEC 4 MATIC (164 ML Sedan 2005M) GLK320-350 CDI 4-MATIC CLS320 CDI (V6) 219 Sedan S320-350 (221 Sedan R280-320-350 (251 Sedan) 164.922-924, 203.020-220 204.022-023-025-089-092 204.222-223-225-289-292 207.322-323-422-423 209.320-420, 211.020-022 211.084-089-220-222-284 211.289-620-212.020-023 463.303-340-341-343 906.111-131-211-231-235 906.253-611-631-711-737 209-309 CDI					034 821 642 142 3180						 steel (three sheets) 034 821  stainless (two sheets) 035 414  stainless (three sheets) 037 814
ML280-320 CDI MATIC E-Class, Saalon 3.0 CRD 4x4 (2005 - 2011) T-Model 320 T CDI (2003 - 2009) 165 Kw (2005 - 2013) 176 Kw (2002 - 2009) 190 Kw					035 414 6421420080						 steel (three sheets) 039 221
OM 646.811-646.820 OM646.821-646.701 C-Class-E-Class C200 C220 Cdi-311-411 CDI 2.1 L/2148 cc, T Model C-Class (W204), (S204) (W211), (S211), 3.54 Box 909 4.6-4 Bus 909- 2.1L/2149 cc SPRINTER Classic 100 Kw (136 HP) 120 Kw/163 HP 80-125 Kw/109-170 HP					037 814 6461420680						 steel (three sheets) 6461420480 stainless (three sheets) 039 223
E320-E350 3.0L V6-Diesell (2007 - 2008) (2009 - 2012) 2013 ML350, E350, S350					039 221 642 142 3280						 stainless (three sheets) 038 521
C-CLASS (W203) C320 CDI (203.020) (W204) (204.022) C320 CDI 4 matic (204.089) C-CLASS T C350 CDI (S203) C320 CDI (203.220) (S204) C320 CDI (204.222) 4 matic (204.289) CLK (C209) 320 CDI (209.320) CLK Convertible (A209) CLK320 CDI (211.089) GLK-CLASS (X204) 320 CDI 4 matic (204.983) OM 642.910-642.960 OM 642.961 Diesell 165 Kw-224 HP 2987 cc					038 521 642 142 13 80						 stainless (three sheets)

 MERCEDES-BENZ MODEL	Takim conta Gaskets set Pochettes de joints 	Silindri kapak contas Cylinder head gaskets Joint de culasse 	Emme manifold Contas Intake Manifold Collect. d'admission 	Egges manifold contas Exhaust manifold Collect. d'echappement 	Egges bogas contas Exhaust pipe Trayau d'echappement 	Supap kapak contas Rocker cover Cache-culbuteurs 	Carter Oil pan Carter d'huile 	Supap lastigi Valve stem Queue de soupape 	Kruin keçesi Crankshaft Wiletrequin 	Silindri kapak aspasmas Screw set Pochette de vis Schraubensatz 	SUBTABLE TO: ADAPTABLE A: ADAPTABLE B: PASSEND FÜR:   
2.4 Ltr 2398 ccm 125 Kw (170 PS) Mot. M 112.910 ; M 112.911 C 240 (W 202) 06/1997 → 05/2000 C 240 T (S 202) 06/1997 → 09/2000 E 240 (W 210) 06/1997 → 08/2000 E 240 T (S 210) 06/1997 → 03/2003 RIGHT 3Cyl. 83,2 Ø	ES-039 201 130.340 right	039 205 112 016 02 20 0,65 mm M/L/S right 84,5 Ø	039 213 112 141 20 80	039 214 112 142 01 80 3x		039 207 112 016 03 21 right					 multilayer gasket (three sheets) coated with PTFE 039 205 (right)  multilayer gasket (three sheets) coated with PTFE 039 305 (left)
2.4 Ltr 2398 ccm 125 Kw (170 PS) Mot. M 112.910 ; M 112.911 C 240 (W 202) 06/1997 → 05/2000 C 240 T (S 202) 06/1997 → 09/2000 E 240 (W 210) 06/1997 → 08/2000 E 240 T (S 210) 06/1997 → 03/2003 LEFT 3Cyl. 83,2 Ø	ES-039 201 130.330 left	039 305 112 016 01 20 0,65 mm M/L/S left 84,5 Ø	039 213 112 141 20 80	039 214 112 142 01 80 3x		039 307 112 016 02 21 left					 rubber (right) 039 207  rubber (left) 039 307
2.4 Ltr 2398 ccm 125 Kw (170 PS) Mot. M 112.910 ; M 112.911 C 240 (W 202) 06/1997 → 05/2000 C 240 T (S 202) 06/1997 → 09/2000 E 240 (W 210) 06/1997 → 08/2000 E 240 T (S 210) 06/1997 → 03/2003 RIGHT & LEFT 6Cyl. 83,2 Ø	ES-039 401 130.330 left 130.340 right	039 205 112 016 02 20 0,65 mm M/L/S right 84,5 Ø 039 305 112 016 01 20 0,65 mm M/L/S left 84,5 Ø	039 213 112 141 20 80 2x	039 214 112 142 01 80 6x		039 207 112 016 03 21 right 039 307 112 016 02 21 left					 2x sheet-paper 039 213  stainless 039 218  sheet-paper 039 219  6x (two sheets) stainless 039 214  with rubber sheet 039 220

 MERCEDES-BENZ MODEL	Takim conts Gaskets set Pochettes de joints Dichtungsätze	Silindir kapak contası Cylinder head gaskets Joint de culasse Zylinderkopf	Emme manifold Contası Intake Manifold Collect. d'admission Ansaugröhrer	Egese manifold contası Exhaust manifold Collect. d'échappement Auspuffröhrer	Egese bogas contası Exhaust pipe Tuyau d'échappement Auspuffrohr	Supap kapak contası Rocker cover Cache-culbuteurs Zylinderkopfhaube	Carter Oil pan Carter d'huile Ölwanne	Supap lastığı Valve stem Queue de soupape Ventilschaft	Krank keçesi Crankshaft Wälzreglein Kurbelwelle	Silindir kapak aspasması Screw set Pochette de vis Schraubensatz	SUBTABLE TO: ADAPTABLE A: ADAPTABLE A: PASSEND FÜR:   
OM 611.962, OM 612.961 OM 612.962, 963, 965, 967 OM 612.981, 990 OM 646.951, 961, 962,963 OM 646.966, 982 OM 647.961, 981 C-CLASS (W203) C 200 CDI (203.004) Coupe (CL203) C 200 CDI C-CLASS T-Model (S203) E-CLASS (W210-211) SPRINTER 2-t Box (901, 902, 903) 216-316 CDI 4-t Box (904) 416 CDI 4x4			039 413 6110940080								 61x56x8,6 mm NBR 039 413
190 (W201) D 2.0 (201.122) C-CLASS (W202) C 200 D C-CLASS (W202) C 220 D C 250 D (202.121) C-CLASS T-Model (S202) E-CLASS (W210) E 200 D E 220, E 250 D (210.010) (S124), (210) E 250 Turbo E 250 T D (W460) 250 GD (460.3) (W461) 250 GD (W463) 250 GD (463.324) SALOON (W124), (W140) 300 Turbo D 4-matic OM 601.911-912-913-921 OM 601.940-941-942-943 OM 602-603-604-605-606											 6012030076 Thermostat rubber 70x61,5x7 mm NBR 039 420
OM 611.961-962 OM 612.961-962-963-965 OM 612.966-967 OM 613.960-961 C-CLASS (W203) C200 CDI S(203) C 200 CDI 2148 cc Saloon (C209) 270 CDI E-CLASS T-Model (S210) G-CLASS (W461) G 270 CDI (W163), (W463) G 270 CDI M-CLASS ML 270 CDI S-CLASS (W220) S 320 CDI											 6110940385 NBR 039 422
SPRINTER OM 651 EURO 5, NCV3 2500 RWD, 2500 4WD 3500 RWD, 3500 4WD Water pump gasket											 Water pump gasket 651 201 01 80 with rubber sheet 039 010

