






































 VOLVO-LKW/BUSSE VOLVO-PENTA	Takim conta Gaskets set Pochettes de joints Dichtungssätze	Slindir kapak contası Cylinder head gaskets Joint de culasse Zylinderkopf	Emme manifold Contası Intake Manifold Collect. d'admission Ansaufnehmer	Egzos manifold contası Exhaust manifold Collect. d'échappement Auspuffkrümmer	Türbin conta takımı Turbine gasket set Pochettes de Joint turbine Turbinendichtungssätze	Süpap kapak contası Rocker cover Cache-culbuteurs Zylinderkopfhaube	Oil pan Carter d'huile Ölwanne	Süpap bastığı Valve stem Queue de soupape Ventilschaft	Krank hepsi Crankshaft Wellebaum Kurbenwelle	Gömelek bastığı Cylinder liner Chemise de cylindre Zylinderlaufbohle	SUITABLE TO: ADAPTABLE A: ADAPTABLE A: PASSEND FÜR:  
TD 120 A,E 1970→ F89,G89,N12,CH230 TD 120 C,D,F,G TD 120 FC,GA F12,N12 11950 cc F12bis Fgsl.34000→ N12 bis Fgsl. 12000→ 6 Cyl. 130,18 Ø	S-211 300 571.254 ES-211 301 +270 772-7 +275 554-4 CS-211 302 276 124-5 S-212 500 ES-212 501 CS-211 302 276 124-5	211 305 (6x) *** 275 548-6 140 Ø	211 313 423 174-2 NBR 6x 211 314 470 534-9 6x 211 363-XS Intake & Exhaust Manifold Set 211 363-XS 275549 275598 270772	211 314 470 534-9 6x 210 369-XS Turbine gasket set 210 329 300 036 210 625 210 626	211 307 424 692-2 6x	211 306 478 505-1 212 506 424 603 4-part gasket	210 660 469 456-8 10x25x5 12x NBR	211 650 29550x107 CNTCCWB 211 350 424 983-5 85,7x114,3x13 CNTCWZ 211 351 469 336-2 155x180x15 CNTCCWR	211 371 sealing ring set +211 340 6x +211 341 6x +211 342 6x 211 370 sealing ring set for 1 Cyl. +211 340 +211 341 +211 342 +211 343 211 340 142,8x5,8 black 6x 211 341 142,8x5,8 purple 6x 211 342 143,5x1,6 black 6x 211 343 136x11 black 6x	 6x  6x  paper 211 306  paper 212 506  paper 211 324  paper 211 304  paper 211 326  paper 211 324  sandwich klingerit 211 330 3x  paper 211 310	
TD 121 F,TD121 FD TD 121 FK,TD, 121G TD 121 GA,TD 121 GD F12 ab Fgsl.34001→ N12 ab Fgsl.12001→ NL 12 S 11950 cc 6 Cyl. 130,18 Ø	S-214 300 571.254 ES-214 301 +270 772-7 +275 554-4 CS-211 302 276 124-5 S-214 400 ES-214 401 CS-211 302 276 124-5	211 305 (6x) *** 275 548-6 140 Ø	211 313 423 174-2 NBR 6x 211 314 470 534-9 6x 211 363-XS Intake & Exhaust Manifold Set 211 363-XS 275549 275598 270772	211 314 470 534-9 6x 210 369-XS Turbine gasket set 210 329 300 036 210 625 210 626	211 307 424 692-2 6x	211 306 478 505-1 212 506 424 603 4-part gasket	210 660 469 456-8 10x25x5 12x NBR	211 650 29550x107 CNTCCWB 211 350 424 983-5 85,7x114,3x13 CNTCWZ 211 351 469 336-2 155x180x15 CNTCCWR	211 381 sealing ring set +211 340 12x +211 341 6x +211 342 6x 211 380 sealing ring set for 1 Cyl. +211 340 2x +211 341 +211 342 211 340 142,8x5,8 black 12x 211 341 142,8x5,8 purple 6x 214 342 143x2 black 6x 212 130 151,7x157,7x0,1 212 131 151,7x157,7x0,2 212 132 151,7x157,7x0,3 212 133 151,7x157,7x0,4 212 134 151,7x157,7x0,5 212 135 151,7x157,7x0,15	 paper 211 309  sandwich klingerit 211 330 3x  paper 211 310  paper 211 329  sheet 211 330  paper 211 311  metallic 6x  sand.kling. 210 625  paper 211 333  rubber 211 334  rubber 211 335  woolen seal 211 336  woolen seal 211 337  paper 211 134  paper 211 836  paper 211 837  paper 211 133  PTFE 6x  NBR 6x  sand.kling. 210 626  woolen seal 211 829  copper alloy 12x  copper alloy 211 235 12x  copper alloy 210 235 6x  PTFE 4x  211 313 NBR 6x  214 413 6x	