





 RENAULT RVI-SAVIEM MODEL	Takım conta Gaskets set Pochettes de joints Dichtungssatze 	Silindir kapak contası Cylinder head gaskets Joint de culasse Zylinderkopf 	Emme manifold Contası Intake Manifold Collect. d'admission Ansaugkrümmer 	Egzos manifold contası Exhaust manifold Collect. d'echappement Auspuffkrümmer 	Egzos boğaz contası Exhaust pipe Tuyau d'echappement Auspuffrohr 	Supap kapak contası Rocker cover Cache-culbuteurs Zylinderkopfhaube 
S150 - MOT. M1DS06.02.12D3 5490 cc Diesel 6 Cyl. 102 Ø S150 - MIDR06.02.26W C230;CLR230;G230TI - MIDS06.02.26D M230;S220 - MIDS06.02.26D G200;M200 - MIDR06.02.26H/Q M150;PS150 - MIDR06.02.26U M180;PP180;S180 - MIDR06.02.26V G230TI;M230TI - MIDR06.02.26X G210;G210 Manager;M210 - MIDR06.02.26W MIDLUM 42 B3/44 TVC/ 450/E MIDLUM 4X4 47XA/47XC PREMIUMPR 4X2((FAB 47XF) 6179 cc Diesel 6 Cyl. 102 Ø	S-230 100 ES-230 101 5001 856 181 CS-230 102 5001 858729	230 105 5010 450 423 112 Ø	230 113 50 00 676 810 2x	230 114 5000 684 470 6x		230 107 5010622086































S:Takim-Vollsatz-Full Set-Pochette Complete-Juego Complete

W:FullSet Without CylinderHead Gasket

ES:Üst Takim-Zylinderkopfsatze-Head Sets-Pochette Rodage

CS:Alt Takim-Conversionsatze-Conversion Sets-Pochettes De Complement-Juegos Uplementarios

ES+CS:S

Karter Oil pan Carter d'huile Ölwanne 	Supap lastığı Valve stem Queue de soupape Ventilschaft 	Krank keçesi Crankshaft Vilebrequin Kurbelwelle 	Gömlek lastığı Cylinder liner Chemise de cylindre Zylinderlaufbüchse 	SUITABLE TO: ADAPTABLE A: ADAPTABLE A: PASSEND FÜR:    RENAULT RVI - SAVIEM
230 106 5010 450 956 230 131 5010 450 773	230 160 5000 676 155 10x12.7/17.6x10.5 12x	230 150 5010 339 723 110x130x12 B SL LD PTFE ACM 230 151 5010 339 722 80x100x11 B SL RD PTFE	230 171 sealing ring set +230 140 12x +230 141 6x 230 170 sealing ring set for 1 Cyl. +230 140 2x +230 141 230 140 104x3 12x 230 141 102x3 6x	 <p>230 105 112 Ø (secret segman)</p>  <p>230 107 (rubber)</p>    <p>087 322 230 113 2x metallic 230 114</p>    <p>230 123 230 122 230 124</p>    <p>230 126 230 127 284 627</p>    <p>12x rubber 230 129</p>    <p>230 106 steel rubber with rubber sheet 231 317</p>    <p>230 130 steel 230 135 sheet black 230 131 rubber</p>    <p>230 132 5010 258546 steel 230 133 5010 450537 with silicon paper 230 134 5010 450713 with rubber sheet</p>