






 MERCEDES-BENZ MODEL	Takım conta Gaskets set Pochettes de joints Dichtungssatze 	Silindir kapak contası Cylinder head gaskets Joint de culasse Zylinderkopf 	Emme manifold Contası Intake Manifold Collect. d'admission Ansaugkrümmer 	Egzos manifold contası Exhaust manifold Collect. d'echappement Auspuffkrümmer 	Egzos boğaz contası Exhaust pipe Tuyau d'echappement Auspuffrohr 	Supap kapak contası Rocker cover Cache-culbuteurs Zylinderkopfhaube 
OM 906 LA OM 906 HLA M.B. 906.910/911/915/ 916/919-923 925-928/930/931 935/937-941/949-954 955/960-968/970/971 170-205 Kw/231-279 Ps Plastic Type Diesel 6374 ccm 6 Cyl. 102 Ø	S-137 300 ES-137 301 906 010 88 20 906 016 07 21 CS-137 302 906 010 45 05	137 305 906 016 14 20 906 016 11 20 906 016 12 20 103,5 Ø 1,2 mm	137 323 904 141 02 80 FKM 6x 138 213 906 141 01 80 3x	137 314 906 142 02 80 3x		137 307 000 016 05 21 137 326 906 016 07 21
Water Pump Set OM 906 LA OM 926 LA AXOR, CITO (0 520) LK/LN2, VARIO 102 Ø	138 261-XS Water Pump Set 		137 315 906 203 01 80			






























S:Takim-Vollsatz-Full Set-Pochette Complete-Juego Complete

W:FullSet Without CylinderHead Gasket

ES:Üst Takim-Zylinderkopfsatze-Head Sets-Pochette Rodage

CS:Alt Takim-Conversionsatze-Conversion Sets-Pochettes De Complement-Juegos Uplementarios

ES+CS:S

Karter Oil pan Carter d'huile Ölwanne	Supap lastığı Valve stem Queue de soupape Ventilschaft	Krank keçesi Crankshaft Vilebrequin Kurbelwelle	Silindir kapak saptaması Screw set Pochette de vis Schraubensatz	SUITABLE TO: ADAPTABLE A: ADAPTABLE A: PASSEND FÜR:    MERCEDES - BENZ
137 306 906 014 05 22 137 308 906 014 09 22	210 360 906 053 03 58 8x12/15,4x9,5 18x	137 350 025 997 50 47 115x140x13 PTFE 137 351 022 997 76 47 78x104x11 PTFE		 137 305 metallic-rubber  rubber 137 306  sandwich klingerit 137 310  rubber 137 307  paper 137 311  with rubber sheet 137 312  paper 137 313  stainless-sheet 137 314  aluminium-rubber 137 315  with rubber sheet 137 316  ACM 138 222  metallic 137 318  FKM 137 324  paper 137 320  with rubber sheet 137 323  ACM 138 222  with rubber sheet 138 213  FKM 137 324  metallic-rubber 137 325  rubber 137 326  60x4 NBR o-ring 138 263  aluminium-rubber 137 315
				138 261-XS (Water Pump Set)  906 201 00 80 paper 137 311  ACM 138 222  60x4 NBR o-ring 138 263  aluminium-rubber 137 315