




















 <b>FORD</b> <b>MODEL</b>	Takın conta Gaskets set Pochettes de joints Dichtungssätze	Silindir kapak contası Cylinder head gaskets Joint de culasse Zylinderkopf	Emme manifold Contasu Intake Manifold Collect. d'admission Ansaugkrümmer	Egos manifold contasu Exhaust manifold Collect. d'échappement Auspuffkrümmer	Egos boğaz contasu Exhaust pipe Tuyau d'échappement Auspuffrohr	Supap kapak contasu Rocker cover Cache-culbuteurs Zylinderkopfhaube	Carter Oil pan Carter d'huile Ölwanne	Supap lastığı Valve stem Queue de soupape Ventilschaft	Krank kaçası Crankshaft Vilebrequin Kurbelwelle	Su contası Water pump Bomba de agua Pumpe d'eau	SUITABLE TO: ADAPTABLE A: ADAPTABLE A: PASSEND FÜR:  
TW10-TW15 TW20-TW25 TW30-TW35 9600-9700 6572 cc Diesel 6 Cyl. 112 Ø	<b>S-014 500</b> E3NN6051AA ECPN6008AA ECPN6A008AA <b>ES-014 501</b> <b>CS-014 502</b> ECPN6A008AA 3933429 83933429	<b>014 505</b> DBNN-6051CA 115,3 Ø	<b>014 513</b> <b>014 515</b>	<b>013 514</b> CSNE-9448A 2x <b>014 514</b> 2x		<b>014 507</b> DBNN-6584AA	<b>014 506</b> F1NN6710AA 81876942 89832822	<b>014 061</b> 9x22/21x17 12x NBR-black	<b>013 550</b> CSNN6700A 60,32x82,54x12,7 <b>013 551</b> E3NN6701BA 122,24x141,20x12	<b>013 522</b> CSNER507A <b>013 523</b> CSNE8513A	 sandwich klingerit 014 505  cork 014 506  cork 014 507  paper 014 504  paper 014 509  paper 014 511  paper 013 508  paper 014 515  paper 014 510  sandwich klingerit 014 514  sandwich klingerit 014 514  013 514  cork 014 022  paper 014 516  paper 014 518  014 513  paper 014 517  paper 014 512  paper 013 527