






 <b>VOLVO LKW/BUSSE MODEL</b>	<b>Takim conta</b> Gaskets set Pochettes de joints Dichtungssatze 	<b>Silindir kapak contası</b> Cylinder head gaskets Joint de culasse Zylinderkopf 	<b>Emme manifold Contası</b> Intake Manifold Collect. d'admission Ansaugkrümmer 	<b>Egzos manifold contası</b> Exhaust manifold Collect. d'echappement Auspuffkrümmer 	<b>Egzos boğaz contası</b> Exhaust pipe Tuyau d'echappement Auspuffrohr 	<b>Supap kapak contası</b> Rocker cover Cache-culbuteurs Zylinderkopfhaube 
<b>12,8 FH</b> <b>D13A360 FM</b> D13A400 D13A440 D13A480 D13A520 D13B360 D13B400 D13B440 D13B500  <b>12800 ccm</b>  <b>6Cyl. 131,0 Ø</b>	<b>S-213 400</b> <b>ES-213 401</b> 21 539 731 <b>CS-213 402</b> 21 545 620	<b>213 405</b> 20 513 037 21 313 537 147 Ø 1,25 mm	<b>287 010</b> 20 805 850 2x  Intake-Exhaust set <b>287 063-XS</b> 85109242 	<b>213 414</b> 20 543 701 6x		<b>213 407</b> 20 538 794 20 538 793
















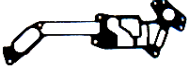













S:Takim-Vollsatz-Full Set-Pochette Complete-Juego Complete

W:FullSet Without CylinderHead Gasket

ES:Üst Takim-Zylinderkopfsatze-Head Sets-Pochette Rodage

CS:Alt Takim-Conversionsatze-Conversion Sets-Pochettes De Complement-Juegos Uplementarios

ES+CS:S

Karter Oil pan Carter d'huile Ölwanne 	Supap lastığı Valve stem Queue de soupape Ventilschaft 	Krank keçesi Crankshaft Vilebrequin Kurbelwelle 	Gömlek lastığı Cylinder liner Chemise de cylindre Zylinderlaufbüchse 	SUITABLE TO: ADAPTABLE A: ADAPTABLE A: PASSEND FÜR:    <b>VOLVO LKW/BUSSE</b>
<b>213 406</b> 20 515 881 <b>213 408</b> 20 541 940	<b>287 060</b> 8x12/15x11 20 864 662 FPM 24x	<b>210 350</b> 1 543 896 180x205x15 AW/BS LD FPM <b>287 051</b> 21 347 087 136x159x13 AW RD PTFE/ACM		 <p>metallic-rubber 213 405</p>  <p>rubber-steel 213 406</p>  <p>rubber 213 408</p>  <p>rubber 213 407</p>  <p>rubber 213 411</p>  <p>rubber 287 010 2x</p>  <p>6x stainless 213 414</p>  <p>metallic-rubber 213 418</p>  <p>7420 787 167 metallic-rubber 287 037</p>  <p>sand kling-copper 210 326</p>  <p>rubber 287 030</p>  <p>sheet 210 329</p>  <p>2x sandwich klingerit 287 029</p>  <p>rubber 287 032</p>  <p>rubber 287 033</p>  <p>2x with rubber sheet 287 027</p>  <p>7421103569 213 419 NBR</p>  <p>2x rubber 210 335</p> <div style="border: 1px solid black; padding: 5px; display: inline-block;">   <p>7420430678 rubber sheet 287 031 287 031M1</p> </div>  <p>2x rubber 213 426</p>  <p>2x sandwich klingerit 287 028</p>